
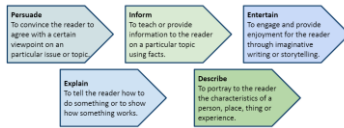






# Week 1 Term 4 Weekly Framework Stage 2

Below is a learning framework for you to follow at home. You should be able to complete each activity independently. If you need some assistance, ask for some help from a parent/carer or send a message to your teacher on GoogleClassroom. Complete all activities in your Homework book or an exercise book you have at home. Don't forget to write the date on your activities to keep track. If you complete all of the activities for the day you can: **\*Mathletics tasks \*Practice your typing skills** - <https://www.typingclub.com/sportal/program-3.game> **\*Access activities on the learning HUB** - <https://education.nsw.gov.au/teaching-and-learning/learning-from-home/learning-at-home>

T4 Wk 1	Morning Session		Middle Session	Afternoon	
Monday	<p><b>English - Spelling:</b> <u>Year 3 Learning Intention:</u> I can use the graph /o/ making the sound "u" as in glove</p> <p><u>Year 4 Learning Intention:</u> I can use the graph /u/ making two sounds: 'y' and 'oo'.</p> <p><b>Activity 1:</b> Click on the link to watch a mini spelling lesson, see the words for the week and spelling activity menu.</p> <p><u>Year 3:</u> <a href="https://www.canva.com/design/DAEp2At6EyQ/xf4mB2yjO0QgbzrhiR1rEg/view?utm_content=DAEp2At6EyQ&amp;utm_campaign=designshare&amp;utm_medium=link&amp;utm_source=publishsharelink">https://www.canva.com/design/DAEp2At6EyQ/xf4mB2yjO0QgbzrhiR1rEg/view?utm_content=DAEp2At6EyQ&amp;utm_campaign=designshare&amp;utm_medium=link&amp;utm_source=publishsharelink</a></p> <p><u>Year 4:</u> <a href="https://www.canva.com/design/DAEp2C-GXZc/BQkVFp-RbQ2lF-irb5xiA/view?utm_content=DAEp2C-GXZc&amp;utm_campaign=designshare&amp;utm_medium=link&amp;utm_source=publishsharelink">https://www.canva.com/design/DAEp2C-GXZc/BQkVFp-RbQ2lF-irb5xiA/view?utm_content=DAEp2C-GXZc&amp;utm_campaign=designshare&amp;utm_medium=link&amp;utm_source=publishsharelink</a></p> <p><b>Activity 2:</b> Complete one activity from the Spelling Activity Menu.</p> <p><b>10am:</b> Join us on the Department of Education page: you can watch the livestream fun lessons from some very special guests.</p> <p><b>Click the link below:</b> <a href="https://education.nsw.gov.au/teaching-and-learning/learning-from-home/learning-at-home">https://education.nsw.gov.au/teaching-and-learning/learning-from-home/learning-at-home</a></p>	<p><b>English - Writing:</b> <b>WALT:</b> Grab the reader's attention using a Sizzling Start. <b>Success Criteria:</b> I can create Sizzling Starts using action to engage the reader's interest.</p> <p><b>Lesson:</b> A sizzling start engages the reader to want to read more. Watch this video explanation of sizzling starts. <a href="https://www.youtube.com/watch?v=akwRziNahzQ">https://www.youtube.com/watch?v=akwRziNahzQ</a></p> <p><b>Sizzling start tips:</b> *Don't start when things are boring *Start with an action Play the game and decide whether the start 'sizzles' or 'fizzles'. <a href="https://www.canva.com/design/DAEpTBHJY0/TRweYFwiV5ztorH1xO9TZW/view?utm_content=DAEpTBHJY0&amp;utm_campaign=designshare&amp;utm_medium=link&amp;utm_source=publishsharelink">https://www.canva.com/design/DAEpTBHJY0/TRweYFwiV5ztorH1xO9TZW/view?utm_content=DAEpTBHJY0&amp;utm_campaign=designshare&amp;utm_medium=link&amp;utm_source=publishsharelink</a> <a href="https://docs.google.com/document/d/1SDireKIWiPyCe4wgXsM9b0PrXCwCR2_3a56lmOYE4gY/copy">https://docs.google.com/document/d/1SDireKIWiPyCe4wgXsM9b0PrXCwCR2_3a56lmOYE4gY/copy</a></p> <p>Today was the day of his big race. He felt excited and scared as he packed his motorbike into the car.</p> <p><b>How can we improve it? Can you...</b></p> <ul style="list-style-type: none"><li>- make the reader laugh?</li><li>- make the reader curious?</li><li>- start with action?</li><li>- use dialogue?</li><li>- use a sound?</li></ul> 	<p><b>Mathematics: Split strategy (addition)</b> <b>WALT:</b> I can connect the place values from the first number to the next by arrows. I can add numbers using the Split Strategy</p> <p><b>Warm-up:</b> Prime Minister Scott Morrison has announced that Paralympians will receive the same rewards for winning medals as in the 2020 Tokyo Olympics - \$20,000 for a Gold Medal, \$15,000 for Silver and \$10,000 for Bronze. If an athlete wins a silver and 2 bronze medals, how much money will he/she receive altogether?</p> <p><b>Activity:</b> *Review the provided slideshow that explains today's task. *Watch the video that explains Split Strategy (addition). <a href="https://youtu.be/694FL6nMLHw">https://youtu.be/694FL6nMLHw</a> *Complete the worksheet.</p> <p><b>Worksheet - Year 3</b> <a href="https://drive.google.com/file/d/1wjWu4yGmuyxJ_gVSmV_og6nggBu9KRFA/view?usp=sharing">https://drive.google.com/file/d/1wjWu4yGmuyxJ_gVSmV_og6nggBu9KRFA/view?usp=sharing</a></p> <p><b>Worksheet - Year 4</b> <a href="https://drive.google.com/file/d/13q-SM8ZAqfMegt12WhQfKLxMSmp8uy9-/view?usp=sharing">https://drive.google.com/file/d/13q-SM8ZAqfMegt12WhQfKLxMSmp8uy9-/view?usp=sharing</a></p> <p><b>Number Guide</b> (Use to help you complete questions): <a href="https://drive.google.com/file/d/1ZTbFon-E9zYAdmQ4AmyjZNsSZGt8od5R/view?usp=sharing">https://drive.google.com/file/d/1ZTbFon-E9zYAdmQ4AmyjZNsSZGt8od5R/view?usp=sharing</a></p> <p><b>Extension - See Maths Extension Sheet for Monday's extension/Challenge questions.</b>  <a href="https://docs.google.com/document/d/12StoRhTlv2maVEukm4_qk-4BTqxX_JURj5TVHcoEtUE/copy">https://docs.google.com/document/d/12StoRhTlv2maVEukm4_qk-4BTqxX_JURj5TVHcoEtUE/copy</a></p>	<p><b>English - Reading:</b></p> <p><b>WEEK 1-3: IDENTIFYING AUTHOR'S PURPOSE</b> The purpose of a text is the reason why it was written. An author may write a text to persuade, to inform, to entertain, to explain something or to describe something.</p>  <p><b>Identifying Author's Purpose</b> <b>WALT:</b> Identify if an Author's Purpose is to persuade, inform, entertain, explain or describe. <b>Core Task:</b> <b>What is Author's Purpose - The purpose of a text is the reason why it was written. An author may write a text to persuade, to inform, to entertain, to explain something or to describe something.</b></p> <p>*Follow the link and correctly match the examples to the headings persuade, inform &amp; entertain. <a href="https://docs.google.com/presentation/d/1xX-mOMYULZYWdQSFb0xI6AaSDG99_nPLtiX3PwHyIKs/present">https://docs.google.com/presentation/d/1xX-mOMYULZYWdQSFb0xI6AaSDG99_nPLtiX3PwHyIKs/present</a></p> <p>*Complete the matching worksheet - <a href="https://docs.google.com/document/d/1FkgdGipTya1VnySxyWk-Ngz_8hErkosyW6eNrCrlcQY/copy">https://docs.google.com/document/d/1FkgdGipTya1VnySxyWk-Ngz_8hErkosyW6eNrCrlcQY/copy</a> You can type the correct answers under the headings or you can cut them out and glue them in.</p>	<p><b>CAPA - DRAMA</b> <b>Lesson 1 'What Is Drama?'</b></p> <p>Lesson 1 "What Is Drama?" Click on the sound files and follow along.</p> <p><b>Your teacher will share the Powerpoint with you on GoogleClassroom.</b></p> <p>**Don't forget to click on the videos on each slide..</p> <p><b>SEE YOUR GOOGLECLASSROOM FOR THE TURN IN TASK.</b></p>

T4 Wk 1	Morning Session	Middle Session	Afternoon											
<p><b>English - Spelling:</b> <b>Year 3 Learning Intention:</b> I can use the graph /o/ making the sound "u" as in glove</p> <p><b>Year 4 Learning Intention:</b> I can use the graph /u/ making two sounds: 'y' and 'oo'.</p> <p><b>Lesson Activity:</b> Write your spelling words in your workbook</p> <p>Complete one activity from the Spelling Activity Menu. Aim to complete a different activity each day</p> 	<p><b>English - Writing:</b> <b>WALT:</b> Create a setting using the technique show don't tell <b>Success Criteria:</b> I can show and not tell by describing the 5 + 1 senses <b>Quick 5 minute Warm up:</b> Create a sizzling start for 'My first day in the Daintree Rainforest'. Remember to start with action to engage the reader. <b>Lesson:</b> After the sizzling start we backfill the rest of the information. This is when we provide details about the character and the setting (who is in the picture? and where are they?).. Good authors don't tell us where the story is set but show us by using their 5 + 1 senses. Our senses are what we see,hear,smell,touch,taste and feel (emotions). E.g Telling is: I was cold at the snow. Showing is: I stepped out into a winter wonderland. The cold air stung my cheeks as I pulled my scarf up closer to my face. As I looked around, I noticed a white blanket covering the trees, ground and houses. I was surprised at how quiet everything seemed. The only sound that filled my ears were my heavy, black boots crunching the snow. The smell of damp pine trees made the air feel fresh and clean. *Watch the video to learn more about the technique 'show don't tell'. <a href="https://www.youtube.com/watch?v=pHdzv1NfZRM">https://www.youtube.com/watch?v=pHdzv1NfZRM</a> *<b>Play the game 'Guess the setting'.</b> Complete the <b>writing task on the worksheet.</b> <a href="https://docs.google.com/document/d/1FSmt9iYvsync2sZIKo_RBcRQO9FeBess/copy">https://docs.google.com/document/d/1FSmt9iYvsync2sZIKo_RBcRQO9FeBess/copy</a> *Brainstorm all the things you might see, smell, hear,touch, taste and feel in a <b>rainforest</b>.</p> 	<p><b>Mathematics: Split strategy (subtraction)</b> <b>WALT:</b> I can connect the place values from the first number to the next by arrows. I can add numbers using the Split Strategy <b>Warm-up:</b> Split Strategy Dominoes (Subtraction) To complete this task, you will need scissors. *Cut the dominoes *Match the number sentences with the correct answer to make a domino *If you would like to, you can stick the completed dominoes on a sheet of paper <a href="https://drive.google.com/file/d/1BlCoO1nzux8Aq1CoWpI9sM8LPFNeGyBb/view?usp=sharing">https://drive.google.com/file/d/1BlCoO1nzux8Aq1CoWpI9sM8LPFNeGyBb/view?usp=sharing</a> <b>Activity:</b> 1.Review the provided slideshow that explains today's task. 2.Watch the video that explains Split Strategy (subtraction). <a href="https://youtu.be/5hW-E7TmqLg">https://youtu.be/5hW-E7TmqLg</a> *Complete the worksheet. <b>Worksheet - Year 3</b> <a href="https://drive.google.com/file/d/1mclShwFk7QaKCevWSFLibNut87i8-4eW/view?usp=sharing">https://drive.google.com/file/d/1mclShwFk7QaKCevWSFLibNut87i8-4eW/view?usp=sharing</a> <b>Worksheet - Year 4</b> <a href="https://drive.google.com/file/d/1iorhckfGv2q-wz7n0mLB5gnBk-Q9nWcZ/view?usp=sharing">https://drive.google.com/file/d/1iorhckfGv2q-wz7n0mLB5gnBk-Q9nWcZ/view?usp=sharing</a> <b>Number Guide</b> (Use to help you complete questions): <a href="https://drive.google.com/file/d/1ZTbFon-E9zYAdmQ4AmyjZNsSZGt8od5R/view?usp=sharing">https://drive.google.com/file/d/1ZTbFon-E9zYAdmQ4AmyjZNsSZGt8od5R/view?usp=sharing</a> <b>Extension - See Maths Extension Sheet for Tuesday's extension/Challenge questions.</b> <a href="https://docs.google.com/document/d/12StoRhTlv2maVEukm4_qk-4BTqxX_JURj5TVHcoEtUE/copy">https://docs.google.com/document/d/12StoRhTlv2maVEukm4_qk-4BTqxX_JURj5TVHcoEtUE/copy</a></p>	<p><b>English - Grammar &amp; Punctuation:</b> <b>WALT:</b> Understand and use adverbs of modality, degree or opinion. <b>Success Criteria:</b> I can write a sentence that contains an adverb and has a capital letter and full stop. <b>Core Task:</b> Modal Adverbs</p> <p><i>*Remember these facts...</i> Adverbs that say how are adverbs of manner. Adverbs that say when are adverbs of time. Adverbs that say where are adverbs of place. Adverbs can also tell us how certain we are about something. If we say, that is definitely true, we are much more certain than if we say, that is possibly true. Adverbs that show how certain we are, are called modal adverbs. <b>Activity:</b> <a href="https://docs.google.com/document/d/1L0n8UjbFqzxSQe8Tu8oUAKqegJrnTChdZjWr1YvxTzw/copy">https://docs.google.com/document/d/1L0n8UjbFqzxSQe8Tu8oUAKqegJrnTChdZjWr1YvxTzw/copy</a></p> <div><p>Choose one of these modal verbs to complete each of these sentences. You may only use each once or twice if you have used it!</p><table><tr><td>can</td><td>might</td><td>will</td><td>should</td><td>would</td></tr><tr><td>can't</td><td>may</td><td>must</td><td>shouldn't</td><td>couldn't</td></tr></table><ol style="list-style-type: none"><li>1. Poshia _____ complete her homework.</li><li>2. He was so tired he _____ keep his eyes open.</li><li>3. Tom is a great soccer player. He _____ even play in goal!</li><li>4. If she keeps trying hard, she _____ just have a chance.</li><li>5. He is still learning. He _____ do his shoe laces up just yet.</li><li>6. You _____ hurt people or steal things.</li><li>7. When you have finished, you _____ leave the table.</li><li>8. It has been ordered, so when they get there, they _____ find it waiting for them.</li><li>9. The bitter cold makes it certain there _____ be icy roads tomorrow.</li><li>10. I _____ happily sweep places with a millionaire.</li></ol></div>	can	might	will	should	would	can't	may	must	shouldn't	couldn't	<p><b>Library: Lesson from Mrs Burke</b> <b>Week 1 : Enjoy some Ebooks</b> Mrs Burke has set up an EPIC! account. It provides free Ebooks for students (during school hours only 9am to 3pm) <b>Students need to go to -</b> <a href="https://www.getepic.com/students">https://www.getepic.com/students</a> <b>Then click on Class Code. Use this code to enter Mrs Burke's class - uet9380</b> <b>When you enter look for your first name and class name</b></p> <p><b>Music: Lesson from Mrs Ruzay</b> <b>1-To review the concept of beat.</b> *Watch the video below to understand what a beat is and why it is important to music. Beat is the heart of music. <a href="https://www.youtube.com/watch?v=0kaX2i413p8">https://www.youtube.com/watch?v=0kaX2i413p8</a> <b>The Music Show</b></p>
can	might	will	should	would										
can't	may	must	shouldn't	couldn't										
<p><b>Tuesday</b></p>	<p><b>10am:</b> Join us on the Department of Education page: you can watch the livestream fun lessons from some very special guests. <b>Click the link below:</b> <a href="https://education.nsw.gov.au/teaching-and-learning/learning-from-home/learning-at-home">https://education.nsw.gov.au/teaching-and-learning/learning-from-home/learning-at-home</a></p>													

# WELLBEING WEDNESDAY:WEEK 1 TERM 4

Find your activity booklet here:

[https://drive.google.com/file/d/1xUWBSYmM0\\_aIOY\\_VI9ITa\\_oNAeNP0Xk/view?usp=sharing](https://drive.google.com/file/d/1xUWBSYmM0_aIOY_VI9ITa_oNAeNP0Xk/view?usp=sharing)

Wellbeing Wednesday is a day to relax and have some fun. Think of something you love doing. Spend time doing this today. Maybe that is going for a walk, being creative, cooking, gardening, playing a board game or listening to music. At the end of your booklet you can find more ideas that are technology free!

Remember to take photos and videos of the activities you complete and share them with your teacher.



Join us for our Stage 2 zoom at 12:00pm.



## Fitness circuit challenge:

*Time how quickly you can complete the circuit.*

- 10 star jumps
- 8 pushups
- 6 squats
- 30seconds high knees
- 9 crunches

Can you do it again and beat your time?

Choose which activities you would like to complete in your **activity booklet**.



**PHONE A FRIEND!**

It's important to check in with the people you trust! Use this questionnaire to see how well you know one of your friends or family members. This may reveal something new!

QUESTION	MY GUESS	REAL ANSWER
What is your favourite hobby?		
What is your favourite colour?		
Would you rather be tall or be as small as a mouse?		
What name have you been going by lately?		
Who is your biggest role model? Why?		
What is your favourite country you've visited?		
What is your favourite dish to eat?		
What is your most embarrassing moment?		
What are you watching the most?		
Where is the next place you visited?		
Do you have a favourite pet?		



**My DREAM TEAM**

Pick your favourite team and create your dream team. You must include at least one player from each of the following positions. Remember to design your team on the table below!

Goalkeeper	Defender	Midfielder	Forward

**Family OLYMPICS**

Organise a family competition. You can choose any sport or activity. Write down the names of the athletes and the results of the competition.

NAME OF ATHLETE	1st PLACE	2nd PLACE	3rd PLACE

**OVERALL WINNERS**

Write down the names of the winners of each competition.




COMPETITION	WINNER

**FAMILY RESTAURANT**



Imagine you are the owner of a family restaurant. Write down the names of the customers and the food they ordered. You can also write down the price of the food.

NAME OF CUSTOMER	FOOD ORDERED	PRICE



T4 Wk 1	Morning Session	Middle Session	Afternoon
<div>Thursday</div>	<div><div>English - Spelling:</div><div>Year 3 Learning Intention:</div><div>I can use the graph /o/ making the sound "u" as in glove</div><div>Year 4 Learning Intention:</div><div>I can use the graph /u/ making two sounds: 'y' and 'oo'.</div><div>Lesson Activity:</div><div>Write your spelling words in your workbook</div><div>Complete one activity from the Spelling Activity Menu. Aim to complete a different activity each day</div><div></div><div>10am: Join us on the Department of Education page: you can watch the livestream fun lessons from some very special guests. Click the link below: https://education.nsw.gov.au/teaching-and-learning/learning-from-home/learning-at-home</div></div> <div><div>English - Writing:</div><div>WALT: Write an engaging narrative using techniques taught in previous lessons</div><div>Success Criteria:</div><div>- I can write a narrative with a sizzling start</div><div>- I can paint a picture of the setting using the 5 + senses (show don't tell)</div><div>https://docs.google.com/document/d/1yQDU7MszMbzmVK7TU00QXS_7REwR_Kbj/copy</div><div>Writing Task: Write a narrative about going camping in the outback.</div><div>Think about:</div><div><ul style="list-style-type: none"><li>• The characters and where they are (Can you use show don't tell?)</li><li>• The complication or problem to be solved</li><li>• How the story will end</li></ul></div><div>Remember to:</div><div><ul style="list-style-type: none"><li>• Plan your story before you start (5-10 minutes).</li><li>• Write in sentences (with capital letters and full stops).</li><li>• Pay attention to the words you choose, your spelling and punctuation, and paragraphs.</li><li>• Check and edit your writing when you have finished. Have you</li></ul></div><div>Hint: Read your story to check that it makes sense!</div><div></div></div> <div><div>Mathematics: Jump strategy (addition)</div><div>WALT: I can connect the place values from the first number to the next by arrows. I can add numbers using the Split Strategy</div><div>Warm-up: Top Swedish singing group ABBA are planning a concert next year, where they WON'T appear on stage. It will be a "virtual" concert in a 3,000 seat arena. In a full area, if HALF the people are under 30 years old, how many will be 30 years old or older?</div><div>Activity:</div><div><ol style="list-style-type: none"><li>1. Review the provided slideshow that explains today's task.</li><li>2. Watch the video that explains Jump Strategy (addition). https://youtu.be/le9qsMhW7J4</li><li>3. Complete the worksheet.</li></ol></div><div>*Worksheet - Year 3 https://drive.google.com/file/d/1at_r4FZO79Ijf9R4MohqHnYIGMIW9fsvG/view?usp=sharing</div><div>Worksheet - Year 4 https://drive.google.com/file/d/1Og2SrREyKndqPMELDFxfUe2deUZO8ylQ/view?usp=sharing</div><div>Number Guide (Use to help you complete questions): https://drive.google.com/file/d/1ZTbFon-E9zYAdmQ4AmyjZNsSZGt8od5R/view?usp=sharing</div><div>Extension - See Maths Extension Sheet for Thursday's extension/Challenge questions. https://docs.google.com/document/d/12StoRhTlv2maVEukm4_qk-4BTqxX JURj5TVHCoEtUE/copy</div></div> <div><div>English - Reading:</div><div>Author's Purpose</div><div>WALT: Identify if an Author's Purpose is to persuade, inform, entertain, explain or describe.</div><div>Core Task: The purpose of a text is the reason why it was written. An author may write a text to persuade, to inform, to entertain, to explain something or to describe something.</div><div>Before reading the texts - predict what you think the text will be about based on the title. Why do you think this?</div><div>*Follow the link to go through each each activity: https://docs.google.com/presentation/d/1xX-m0MYULzYwWdQSFb0xI6AaSDG99_nPLtix3PwHylKs/present</div><div>Lena's Pizza - Yr 3: https://docs.google.com/document/d/17cWeKawKmlup-apZkCdOysMeKPPBwlbGxfbMUxKtwNI/copy</div><div>All about the News - Yr 4: https://docs.google.com/document/d/16kn-xzrfi9BBpXDDDD7ActBGObE7wUeWt-yTsb6ion4/copy</div></div> <div><div>CAPA - Art:</div><div>Learning Intention:</div><div>Use the elements of art such as:</div><div>Space – fill the paper; lines off the paper; words fill space between lines</div><div>Shape - freeform</div><div>Line – wavy lines</div><div>Color – contrasting, complementary or monochromatic</div><div>Materials Needed:</div><div><ul style="list-style-type: none"><li>• 8.5 x 11 paper (or similar sized – we used standard card stock)</li><li>• Adjective Brainstorm</li><li>• Pencil, Paint, Brushes</li><li>• Palette (small plastic plates from the Dollar Store make great reusable palettes)</li><li>• Black sharpie (fine or medium tip)</li></ul></div><div>**If you don't have water colours or paint, just use coloured pencils or crayons!**</div><div>Instructions:</div><div>VIDEO: https://drive.google.com/file/d/1VycKQIDesu-oHjZbBlk-dFqySS7qaA6/view?usp=sharing</div><div></div><div>EXAMPLE/WORKSHEETS: https://drive.google.com/file/d/1DNBBP4A543nq9RMOaVxUFxuPAz5XqsLW/view?usp=sharing</div></div>		



T3 Wk 9	Morning Session		Middle Session		Afternoon
Friday	<p><b>English - Spelling:</b> <b>Year 3 Learning</b> <b>Intention:</b> I can use the graph /o/ making the sound "u" as in glove</p> <p><b>Year 4 Learning</b> <b>Intention:</b> I can use the graph /u/ making two sounds: 'y' and 'oo'.</p> <p><b>Activity 1:</b> Option a) Have a family member quiz you on this week's spelling words</p> <p>Option b) Quiz yourself using the look, cover, write, check method.</p> <p><b>Activity 2:</b> Put the dictation words into sentences.</p> <p><b>Dictation Words Yr 3</b></p> <ol style="list-style-type: none"> <li>above</li> <li>mother</li> <li>month</li> </ol> <p><b>Dictation Words Yr 4</b></p> <ol style="list-style-type: none"> <li>volume</li> <li>musician</li> <li>visual</li> </ol>	<p><b>English - Handwriting:</b> <b>WALT:</b> - Write using cursive. - Explore joins that facilitate fluency and legibility.</p> <p><b>Core Task:</b> Write the long date and underline. Review the five S's - slope, shape, size, spacing and style. Review correct pen/cil grip, book &amp; sitting position/posture.</p> <p><b>Diagonal joins</b> A diagonal join goes from one letter's exit flick up to meet the next letter. Most letters join at the top body line.</p> <p>Friday 8th October 2020</p> <p>ae ai aj am an ap ar au ae ai aj am an ap ar au ce ce ci ci cr cr cu cu cy cy ce ce ci ci cr cr cu cu cy de di dp dr du du dy dy de di dp dr du du dy dy ee ei ej em en ep er eu ev ew ee ei ej em en ep er eu dip. drip. dice. deep. dew dip. drip. dice. deep</p> <p>Friday 8th October 2020</p> <p>ae ai aj am an ap ar au ae ai aj am an ap ar au ce ce ci ci cr cr cu cu cy cy ce ce ci ci cr cr cu cu cy de di dp dr du du dy dy de di dp dr du du dy dy ee ei ej em en ep er eu ev ew ew ee ei ej em en ep er eu dip. drip. dice. deep. dew dip. drip. dice. deep</p>	<p><b>Mathematics: Jump strategy (subtraction)</b> <b>WALT:</b> I can connect the place values from the first number to the next by arrows. I can add numbers using the Split Strategy <b>Warm-up:</b> Escargots and Ladders - This game is the same as 'Snakes and Ladders' but instead of snakes, there are snails! You will need:</p> <ul style="list-style-type: none"> <li>Counters or something to represent your player</li> <li>The gameboard <a href="https://drive.google.com/file/d/1_ueTlaP9wBcMnBwwzCFLQu8u1y8iet8M/view?usp=sharing">https://drive.google.com/file/d/1_ueTlaP9wBcMnBwwzCFLQu8u1y8iet8M/view?usp=sharing</a></li> <li>Dice</li> </ul> <p>Online dice (if you don't have a dice at home) <a href="https://www.online-stopwatch.com/chance-games/roll-a-dice/">https://www.online-stopwatch.com/chance-games/roll-a-dice/</a></p> <p><b>Problem:</b> Savannah decides to go for a walk. She uses her FitBit to calculate how many steps she has walked. Her watch shows that she has walked 611 steps. Yesterday, Savannah walked 427 steps during her walk. Use the Jump Strategy to calculate how many steps Savannah walked yesterday and today.</p> <p><b>Activity:</b> *Review the provided slideshow that explains today's task. *Watch the video that explains Jump Strategy (subtraction). <a href="https://youtu.be/lncK1J_Pldo">https://youtu.be/lncK1J_Pldo</a> *Complete the worksheet.</p> <p><b>Worksheet - Year 3</b> <a href="https://drive.google.com/file/d/1-8VsawFA2dd0ab6tYPcNzqS5s9Mf3hST/view?usp=s_haring">https://drive.google.com/file/d/1-8VsawFA2dd0ab6tYPcNzqS5s9Mf3hST/view?usp=s_haring</a></p> <p><b>Worksheet - Year 4</b> <a href="https://drive.google.com/file/d/1yrs3mKPBZqb8G49oik4NeBs2e86A2yyQ/view?usp=sharing">https://drive.google.com/file/d/1yrs3mKPBZqb8G49oik4NeBs2e86A2yyQ/view?usp=sharing</a></p> <p><b>Extension - See Maths Extension Sheet for Friday's extension/Challenge questions.</b> <a href="https://docs.google.com/document/d/12StoRhTlv2maVEukm4_qk-4BTqxX_JURj5TVHcoEtUE/copy">https://docs.google.com/document/d/12StoRhTlv2maVEukm4_qk-4BTqxX_JURj5TVHcoEtUE/copy</a></p>	<p>English - Grammar &amp; Punctuation: <b>WALT:</b> Understand the use of apostrophes to show possession. <b>Success Criteria:</b> I can write a sentence using apostrophes to show possession. <b>Core Task:</b> Apostrophes <i>*Remember these facts...</i> Apostrophes are used to show that something belongs to someone or something. The placement of the apostrophe can be tricky, but the simple rule is <i>that it is placed after the last letter of the owner or owners.</i></p> <p><b>Activity:</b> <a href="https://docs.google.com/document/d/1Hm-wfNCy8kiPYHVGc-I_94uoKLg0hfM6O4oIQXeRMPc/copy">https://docs.google.com/document/d/1Hm-wfNCy8kiPYHVGc-I_94uoKLg0hfM6O4oIQXeRMPc/copy</a></p> <p><small>Complete the sentences by making the singular noun into a plural noun and by using the apostrophe of possession correctly.</small></p> <p><small>Example: The scarves' tassels are all red. (Noun: scarf)</small></p> <p>The _____ shoes were all dirty. <small>(Noun: bag)</small></p> <p>All of the _____ desks were tidied. <small>(Noun: teacher)</small></p> <p>The _____ habitat is grassy and dry. <small>(Noun: lion)</small></p> <p>The _____ home is called a sett. <small>(Noun: badger)</small></p> <p>The _____ hair all had to be tied back. <small>(Noun: girl)</small></p> <p>The _____ lunch was served at noon. <small>(Noun: children)</small></p>	<p><b>PE - Sport:</b> <b>Introduction:</b> Stretch your muscles before exercising. Follow the stretching song: <a href="https://www.youtube.com/watch?v=EpdKqVIsNPY">https://www.youtube.com/watch?v=EpdKqVIsNPY</a> <b>Lesson: The UNO Workout</b> Complete the different exercises using UNO Cards: <a href="https://drive.google.com/drive/u/1/folders/1LJVWviP0icmQX2Cu2Y7rdhHj_Vx8rdWg">https://drive.google.com/drive/u/1/folders/1LJVWviP0icmQX2Cu2Y7rdhHj_Vx8rdWg</a></p>  <p><b>The Deck of Cards Workout</b> Alternatively you could use a deck of cards: <a href="https://drive.google.com/drive/u/1/folders/1LJVWviP0icmQX2Cu2Y7rdhHj_Vx8rdWg">https://drive.google.com/drive/u/1/folders/1LJVWviP0icmQX2Cu2Y7rdhHj_Vx8rdWg</a></p>  <p><b>See how many exercises you can get through and remember to take breaks when you need to!</b> <b>Conclusion:</b> Once complete, stretch it out with cosmic kids: <a href="https://www.youtube.com/watch?v=dnwHDN6Dw7Q">https://www.youtube.com/watch?v=dnwHDN6Dw7Q</a> <b>Have fun and stay safe!</b></p>

### Year 3 Spelling Words

RED	ORANGE	GREEN	PERSONAL
glove love done does some	above coming money become govern	government stomach worrying monkey sometimes	euphoric exaggerate exhilarating explanatory facilitate

### Year 4 Spelling Words

RED	ORANGE	GREEN	PERSONAL
cute use accuse music occupy	computer January unique fortune resume	accumulate succulent transfusion ambiguous gratitude	euphoric exaggerate exhilarating explanatory facilitate

Monday - Writing

SIZZLING STARTS:

Look at two ways this story can begin.  
Which one do you prefer and why?



Start A	Start B
Today was the day of his big race. He felt excited and scared as he packed his motorbike into the car.	His heart was pounding as they flew over the crest of the hill. He could taste the gritty dirt that had blown underneath his helmet, and the trickle of sweat that poured down in his neck. The roar of the engines filled his ears, and he fixed his eyes on the next jump; this was his chance to shine...



## Monday - Writing



### Sizzling Start

**Can you...**

- make the reader laugh?
- make the reader curious?
- start with action?
- start at a moment of change?
- use dialogue?
- use a sound?

**Write your own Sizzling Start for this image.**

## Split Strategy – Addition

Always make sure to add from the one's (O) column first.

(Therefore) - ∴

8125			
Th	H	T	O
8	1	2	5

**Example (2-digit):**

$$67 + 43 = \underline{110}$$



$$7 + 3 = 10$$

$$60 + 40 = 100$$

$$\begin{array}{r} 10 \\ + 100 \\ \hline \end{array} = \underline{110}$$

**Example (3-digit):**

$$254 + 374 = \underline{628}$$



$$4 + 4 = 8$$

$$50 + 70 = 120$$

$$200 + 300 = 500$$

$$\begin{array}{r} 8 \\ + 120 \\ \hline \end{array} = 128$$

$$128 + 500 = \underline{628}$$

**Example (4-digit):**

$$4365 + 2529 = \underline{6894}$$



$$9 + 5 = 14$$

$$60 + 20 = 80$$

$$300 + 500 = 800$$

$$4000 + 2000 = 6000$$

$$\begin{array}{r} 14 \\ + 80 \\ \hline \end{array} = 94$$

$$94 + 800 = 894$$

$$894 + 6000 = \underline{6894}$$

1)  $11 + 15 = \underline{\quad}$

2)  $34 + 65 = \underline{\quad}$

3)  $73 + 56 = \underline{\quad}$

4)  $215 + 157 = \underline{\quad}$

5)  $458 + 544 = \underline{\quad}$

6)  $762 + 546 = \underline{\quad}$

# Monday - Maths Yr 3

7) Johnny went to the shops and bought 12 apples. On the same day, his father went to the shops and bought 35 apples.



How many apples are there altogether?

Use the split strategy to work out the answer.

8) Anna has 68 dolls in her collection. Over the weekend, her parents threw a huge birthday party. She got gifted 56 dolls.



How many dolls does Anna have altogether?

Use the split strategy to work out the answer.

9) Jeffery is making a guest list because he is planning his brother's huge birthday party. Jeffery worked out that there will be 123 family members invited to the party. Later, his brother gives him a list of friends that he wants to be invited to the party. On the friends list there are 256 people on the list.



How many people will be invited to the party?

Use the split strategy to work out the answer.



WALT:

Monday - Maths Yr 4

My learning goal today is:

# Split Strategy - Addition

Split Strategy focuses on partitioning numbers into their place value. This makes it easier to add or subtract an equation. We either add or subtract the second number in tens and ones. Then we add or subtract each part separately.

Example:

$$\begin{aligned} 61 + 24 &\begin{matrix} \nearrow 20 \\ \searrow 4 \end{matrix} \rightarrow 61 + 20 = 81 && \text{Add the \textcolor{violet}{tens}} \\ &\rightarrow 1 + 4 = 5 && \text{Then add the \textcolor{green}{ones}} \\ &\rightarrow 81 + 5 && \text{Add the \textcolor{green}{ones} and the \textcolor{violet}{tens}} \\ &\rightarrow = 86 \end{aligned}$$

Complete the questions below using Split Strategy. The coloured boxes will help you to identify the 'tens' and 'ones'. HINT: Look at the example and the colours used.

Q1.

$$\begin{array}{l} \boxed{55} + \boxed{26} < \begin{matrix} \boxed{\text{pink}} \\ \boxed{\text{green}} \end{matrix} \rightarrow \boxed{\text{orange}} + \boxed{\text{pink}} = \boxed{\text{orange}} \\ \rightarrow \boxed{\text{orange}} + \boxed{\text{green}} = \boxed{\text{orange}} \\ \boxed{\text{green}} + \boxed{\text{pink}} = \boxed{\text{orange}} \\ = \boxed{\text{orange}} \end{array}$$

Q2.

$71 + 25 < \begin{matrix} \square \\ \square \end{matrix}$

$\rightarrow \square + \square = \square$

$\rightarrow \square + \square = \square$

$\square + \square = \square$

$= \square$

Q3.

$84 + 19 < \begin{matrix} \square \\ \square \end{matrix}$

$\rightarrow \square + \square = \square$

$\rightarrow \square + \square = \square$

$\square + \square = \square$

$= \square$

Q4.

$69 + 41 < \begin{matrix} \square \\ \square \end{matrix}$

$\rightarrow \square + \square = \square$

$\rightarrow \square + \square = \square$

$\square + \square = \square$

$= \square$

Monday - Maths Yr 4

To complete this task, use the Split Strategy to solve the problems. You will need to cut the dominoes and match the equation with the correct answer.

$= 39$	$22 + 16$	$= 38$	$55 + 22$
$= 77$	$11 + 26$	$= 37$	$70 + 15$
$= 85$	$13 + 32$	$= 45$	$16 + 23$

$= 39$	$61 + 33$	$= 94$	$28 + 61$
$= 89$	$42 + 18$	$= 60$	$53 + 42$
$= 95$	$31 + 27$	$= 58$	Split Strategy Addition Dominoes

Split Strategy Addition Dominoes	$82 + 11$	$= 93$	$12 + 13$
$= 25$	$20 + 56$	$= 76$	$24 + 12$
$= 36$	$44 + 12$	$= 56$	$19 + 20$



# This 100s Chart and Place Value chart may help you with completing Split strategy and Jump Strategy questions

1	2	3	4	5	6	7	8	9	10
11	12	13	14	15	16	17	18	19	20
21	22	23	24	25	26	27	28	29	30
31	32	33	34	35	36	37	38	39	40
41	42	43	44	45	46	47	48	49	50
51	52	53	54	55	56	57	58	59	60
61	62	63	64	65	66	67	68	69	70
71	72	73	74	75	76	77	78	79	80
81	82	83	84	85	86	87	88	89	90
91	92	93	94	95	96	97	98	99	100

Copyright © 2020 Math, Kids and Chaos

Thousands	Hundreds	Tens	Ones	Decimal point ↓	Tenths	Hundredths
-----------	----------	------	------	-----------------	--------	------------

# MATHS EXTENSION ACTIVITIES

## Monday

### Extension/Challenge YR 3:

Frank goes on very long walks nearly everyday and he likes to find rocks that are painted or are plain, so he can paint them. On Monday he collected 25 painted rocks, on Wednesday he collected 26 plain rocks, on Friday he collected 33 painted rocks and on Saturday he collected 41 plain rocks.

- a) How many painted rocks has he collected altogether?
- b) How many plain rocks has he collected altogether?
- c) How many rocks has he collected altogether?

### Extension/Challenge YR 4:

You will need 8 playing cards.

4 playing cards will represent one number and the other 4 cards will represent another number.

Try to make the biggest number possible, with your selected cards.

Once your two numbers have been created, create a subtraction number sentence and work it out.

## Tuesday

### Extension/Challenge YR 3:

There are 2458 fish altogether at the biggest pet store in town. After 2 months 1325 fish have been sold.

How many fish remain at the pet store?

### Extension/Challenge YR 4:

You will need 6 playing cards. 3 playing cards will represent one number and the other 3 cards will represent another number. Try to make the biggest number possible, with your selected cards. Once your two numbers have been created, create a subtraction number sentence and work it out.

## Thursday

### Extension/Challenge YR 3:

Challenge question extending on Q8 on the worksheet.

If Joseph was stuck in traffic for 15 minutes, how many minutes would it take for him to get to the fields?

### Extension/Challenge YR 4:

Solve these number sentences using the Jump Strategy:

1.  $4529 + 12,947$
2.  $2501 + 20,521$
3.  $1009 + 34,915$

## Friday

### Extension/Challenge YR 3 & 4:

Solve these number sentences using Jump Strategy:

1.  $12,947 - 4529$
2.  $20,521 - 2501$
3.  $34,915 - 1009$

Monday - Reading      **Identifying Author's Purpose**

\*Read the text types below - which heading do they belong under?  
Type them into the correct column.

PERSUADE	INFORM	ENTERTAIN

a book of jokes	a book of recipes	a book of fairy tales	a biography	an advertisement for toys
a billboard about voting for mayor	a book on how to draw	a letter to the principal from a student about having longer lunchtimes	a newspaper article	a book of poems

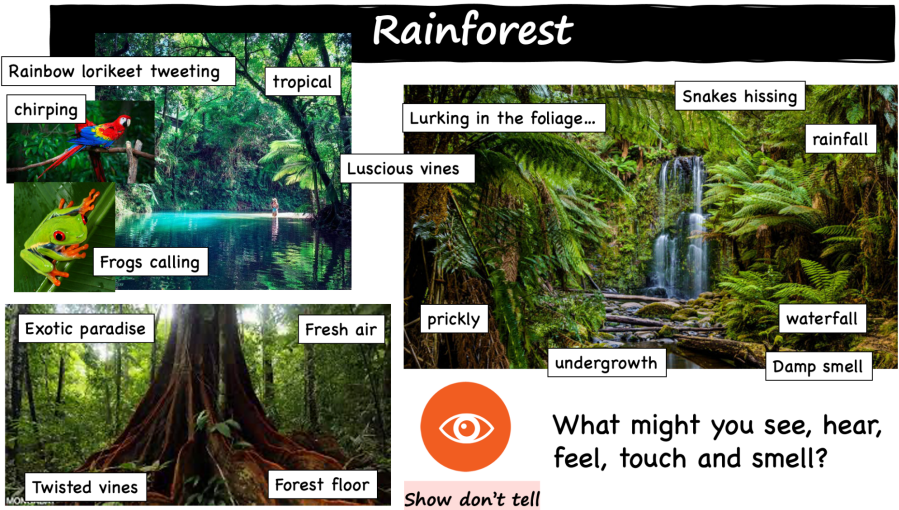


# MY FIRST DAY IN THE DAINTREE RAINFOREST...

I can use my senses to describe a setting.

Planning:  
Brainstorm all the things you might see, smell, hear, touch, taste and feel in a **rainforest**.

[Relax in Australia's Daintree Rainforest](#)



See	Hear	Smell
1.	1.	1.
2.	2.	2.
3.	3.	3.
Touch	Taste	Feel (emotions)
1.	1.	1.
2.	2.	2.
3.	3.	3.

Writing Task:

Write the **beginning of your story**. You only need to include your **sizzling start** and **backfill**. \*The backfill provides background information on the characters, setting and plot. Who? Where? Why?

**My first day in the Daintree Rainforest**

Tuesday -  
Maths  
Warm up

<b>SPLIT STRATEGY SUBTRACTION DOMINOES</b>	<b>95 - 12</b>	<b>= 83</b>	<b>79 - 21</b>
<b>= 58</b>	<b>67 - 34</b>	<b>= 33</b>	<b>88 - 41</b>
<b>= 47</b>	<b>36 - 15</b>	<b>= 21</b>	<b>29 - 18</b>

To complete this activity you will need scissors.  
Use the Split Strategy to complete these number sentences. Match them up with the correct answer.

# Split Strategy - Subtraction

8125			
Th	H	T	O
8	1	2	5

(Therefore) - ∴

Always make sure to take from the one's (O) column first.

**Example (2-digit):**

$$87 - 25 = \underline{62}$$



$$7 - 5 = 2$$

$$80 - 20 = 60$$

$$\begin{array}{r} \cdot \\ \cdot \\ 2 + 60 = \underline{62} \end{array}$$

**Example (3-digit):**

$$368 - 125 = \underline{243}$$



$$8 - 5 = 3$$

$$60 - 20 = 40$$

$$300 - 100 = 200$$

$$\begin{array}{r} \cdot \\ \cdot \\ 3 + 40 = 43 \end{array}$$

$$43 + 200 = \underline{243}$$

In this example, the ones in the first number (275) is less than the ones in the second number (148). It is important to trade from the tens.

TRADING

**Example:**

$$275 - 148 = \underline{127}$$



$$70 - 10 = 60$$

$$10 + 5 = 15$$

$$15 - 8 = 7$$

$$60 - 40 = 20$$

$$200 - 100 = 100$$

$$\begin{array}{r} \cdot \\ \cdot \\ 7 + 20 = 27 \end{array}$$

$$27 + 100 = \underline{127}$$

1)  $25 - 13 = \underline{\quad}$

2)  $59 - 32 = \underline{\quad}$

3)  $94 - 61 = \underline{\quad}$

4)  $237 - 122 = \underline{\quad}$

5)  $648 - 235 = \underline{\quad}$

6)  $793 - 467 = \underline{\quad}$

## Tuesday - Maths Yr 3

7) Sabrina baked 38 muffins to sell at a bake sale. By the end of the day, she only sold 22 muffins.



How many muffins does she have left?

Use the split strategy to work out the answer.

*Hint, hint. Look out for the place values here...*

8) Oliver has 78 Among Us stuffed toys. One day he went down to the donation store and donated 49 of them.



How many Among Us stuffed toys does he have left?

Use the split strategy to work out the answer.

9) At Peter's school, there are 579 students. The swimming carnival is coming up and so far, 126 students have told their teachers they cannot attend the swimming carnival.



If 126 students will not be at the swimming carnival, how many students will attend the swimming carnival?

Use the split strategy to work out the answer.

WALT:

Tuesday - Maths Yr 4

My learning goal today is:

# Split Strategy - Subtraction

Split Strategy focuses on partitioning numbers into their place value. This makes it easier to add or subtract an equation. We either add or subtract the second number in tens and ones. Then we add or subtract each part separately.

Example:

$$\begin{aligned} 61 - 24 &< \begin{matrix} 20 \\ 4 \end{matrix} \rightarrow 61 - 20 = 41 && \text{Subtract the tens} \\ &&& \rightarrow 41 - 4 = 37 && \text{Then subtract the ones} \\ &&& = 37 \end{aligned}$$

Q1.

$$\begin{aligned} 55 - 26 &< \begin{matrix} \square \\ \square \end{matrix} \rightarrow \square - \square = \square \\ &&& \rightarrow \square - \square = \square \\ &&& = \square \end{aligned}$$

Q2.

$$\begin{aligned} 71 - 43 &< \begin{matrix} \square \\ \square \end{matrix} \rightarrow \square - \square = \square \\ &&& \rightarrow \square - \square = \square \\ &&& = \square \end{aligned}$$

Choose a level below and complete the problems using the Split Strategy. Make sure you show your working out

Tuesday -  
Maths  
Yr 4

55 - 47	123 - 56
98 - 14	175 - 48
73 - 17	186 - 94
65 - 46	1232 - 356
71 - 23	3273 - 158

A large workspace for showing working out, divided into four quadrants by a vertical and a horizontal line. The entire workspace is enclosed in an orange border with arrowheads at the corners.



**WALT:** Understand and use adverbs of modality, degree or opinion.

**Success Criteria:** I can write a sentence that contains an adverb and has a capital letter and full stop.

**Core Task:** Modal Adverbs

*\*Remember these facts...*

Adverbs that say how are adverbs of manner.

Adverbs that say when are adverbs of time.

Adverbs that say where are adverbs of place.

Adverbs can also tell us how certain we are about something. If we say, that is definitely true, we are much more certain than if we say, that is possibly true. Adverbs that show how certain we are, are called modal adverbs.

Activity:

Choose one of these modal verbs to complete each of these sentences. You may only use each once so cross it off when you have used it!

can

might

will

should

would

can't

may

must

shouldn't

couldn't

1. Pasha \_\_\_\_\_ complete her homework.
2. He was so tired he \_\_\_\_\_ keep his eyes open.
3. Tom is a great soccer player. He \_\_\_\_\_ even play in goal!
4. If she keeps trying hard, she \_\_\_\_\_ just have a chance.
5. He is still learning. He \_\_\_\_\_ do his shoe laces up just yet.
6. You \_\_\_\_\_ hurt people or steal things.
7. When you have finished, you \_\_\_\_\_ leave the table.
8. It has been ordered, so when they get there, they \_\_\_\_\_ find it waiting for them.
9. The bitter cold makes is certain there \_\_\_\_\_ be icy roads tomorrow.
10. I \_\_\_\_\_ happily swap places with a millionaire.

# Thursday - Writing

## NARRATIVE WRITING: CAMPING IN THE OUTBACK

### [Australian Outback 4K Drone Footage](#)

#### Think about:

- the characters and where they are (Can you use show don't tell?)
- the complication or problem to be solved
- how the story will end

#### Remember to:

- Plan your story before you start (5-10 minutes),
- Write in sentences (with capital letters and full stops).
- Pay attention to the words you choose, your spelling and punctuation, and paragraphs.
- Check and edit your writing when you have finished. Have you

**Hint:** Read your story to check that it makes sense!



*'Freyja and her friends were thrilled to be allowed to camp out together. They had such fun until they heard a noise.'*

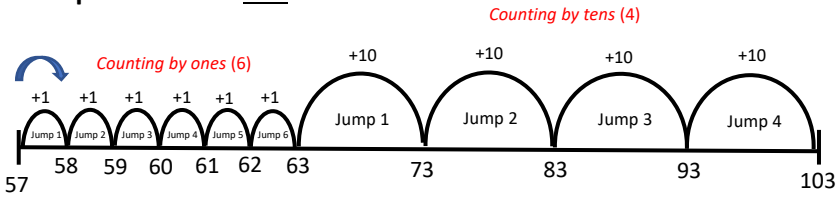
**Writing Task:** Write a story about going camping in the outback.

\*You can choose to use the picture and quote if it helps you.

**Name:**


# Jump Strategy - Addition

**Example:**  $57 + 46 = \underline{103}$




Always make sure to add from the one's (O) column first.


1)  $16 + 25 = \underline{\quad}$




2)  $35 + 64 = \underline{\quad}$




3)  $78 + 57 = \underline{\quad}$



4)  $345 + 124 = \underline{\quad}$



5)  $576 + 243 = \underline{\quad}$



6) Anna is rearranging her table in her room. She measured her jewellery box to be 11cm wide, but there is a 14 cm gap between the box and the end of the table.


How much space is there altogether?

Please use the jump strategy to work out the answer on the ruler. *Hint. Hint. Start at 11cm...*



7) Jeffery is moving houses. He already has 25 empty boxes, but he is scared he won't have enough boxes to fill up his items.

If Jefferey bought 134 boxes, how many boxes will he have altogether?



8) Joseph leaves his house at 12:22pm to go to the football fields for his game. He arrives at the fields at 1:30pm

How many minutes did it take?

*Hint. Hint. Start counting from 22 minutes (where the minute hand is).*



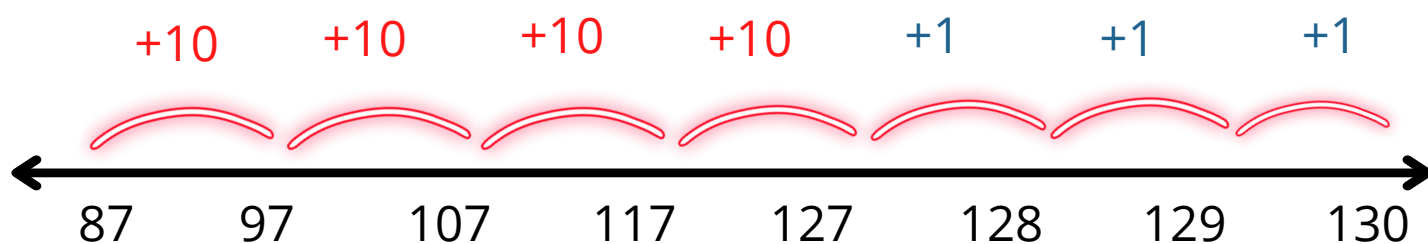
# Jump Strategy Addition

WALT: I can add numbers using the Jump Strategy

MY LEARNING GOAL  
FOR TODAY IS:

Example:

$$87 + 43 =$$



Start with the larger number (87). Then start counting by 'tens'. After you have added the 'tens', add the 'ones'

Complete these questions using the **Jump Strategy** so Frogger can get to the pond.

$$23 + 46$$



$$59 + 21$$



$$85 + 67$$



Choose a level below. Complete the questions using the **Jump Strategy** and the number line provided. If you want to challenge yourself, try the last column :)

$123 + 29$	$1234 + 432$
$501 + 18$	$673 + 1489$
$340 + 62$	$4359 + 412$
$71 + 212$	$2809 + 438$
$94 + 177$	$5671 + 226$





I named my pet guinea pig Peaches because she is orange and white. Peaches has black eyes that look like tiny beads. Sometimes she keeps food in her cheeks. This makes her face puff out. Peaches looks funny with her huge cheeks and small body.

## Lesson 2 CARs

### Author's Purpose

### Lena's Pizza


	Yes	No	
Does the passage mostly give details about a particular person, place or thing?			Describe
Does the passage mostly try to make you laugh or teach an important lesson?			Entertain
Does the passage mostly tell how to do or make something?			Explain
Does the passage mostly try to get you to do or buy something?			Persuade

### LENA'S PIZZA

#### The Best Pizza You'll Ever Eat!


People in Melbourne say that you have to go to Melbourne to get the best pizza in Australia. Some say that you have to go to New York. Others say that you have to go to Italy to taste real pizza.

Now you don't have to go to Melbourne, New York or Italy to get delicious pizza. You can get the world's best pizza right here in Alice Springs at Lena's.



Lena has just returned from a trip around the world. She went in search of delicious pizza. She tasted all the pizza she could find. She learned the secrets of the world's best pizza makers. Now Lena has returned to Alice Springs. So come to Lena's Pizza! Let Lena make the world's best pizza for you!

Lena's Pizza • 1492 North Main Street • Alice Springs



- The author wrote the ad mainly to
  - explain the history of pizza.
  - describe pizza to people who have never seen it.
  - entertain readers with a funny story about pizza.
  - get readers to try Lena's pizza.

- You know your answer to question 1 is correct because the ad mainly
  - contains many details that describe something.
  - provides facts or tells readers how to do something.
  - tries to get readers to do something.
  - tells an enjoyable story.

Ice-skating was once a way for people who lived in cold places to get from place to place easier. The first ice skaters lived in Norway and Sweden. These two countries have a lot of ice in the winter. People in these countries used the bones of cows' ribs to make their ice skates.

Yr 4 Thursday CARS

Author's Purpose

'All about the News'

	Yes	No	
Does the passage mostly give details about a particular person, place or thing?			Describe
Does the passage tell a humorous story or teach a lesson?			Entertain
Does the passage give facts about something or tell how to do something?			Explain
Does the passage try to get you to do or buy something?			Persuade

Read this article about newspapers. As you read, try to figure out the author's purpose for writing the article. Then answer the questions.

## All About the News

Many people start their day by reading the newspaper. The newspaper is filled with ads, comics and articles. Some articles are written to tell readers news about important events. The events may take place in their community. Other articles explain what is happening across the nation or around the world.

Another purpose of newspapers is to describe things. Articles often give a lot of details about events, people and places.

Newspapers also try to persuade readers. The editorial pages are filled with writers' opinions. Writers try to convince people to think or feel a certain way. Ads are found throughout the newspaper. Ads try to get people to buy goods.

Newspapers also have fun things to entertain readers. For some readers, the comic strips and word puzzles are their favourite parts.

- The author wrote the article mainly to
  - explain what is found in a newspaper.
  - describe what it is like to work for a newspaper company.
  - try to get readers to buy newspapers.
  - entertain readers with an enjoyable story about newspapers.
- You know your answer to question 1 is correct because the article mainly
  - describes in detail a person, place or thing.
  - contains lots of facts and information about something.
  - tries to convince readers of something.
  - tells a story that most readers would enjoy.



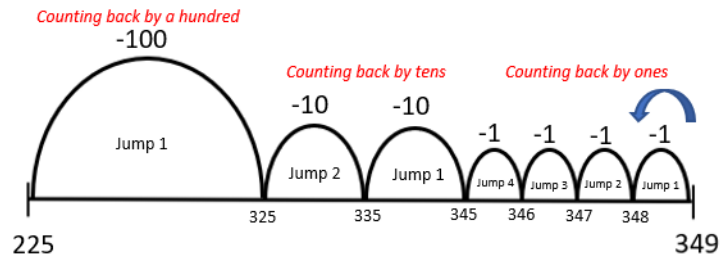
If you land on a snail, you go down to the tile where the snail lies. If you land on a ladder, you can go up the ladder and move up a few tiles

ESCARGOTS & ECHELLES

Finish	67	66 <i>Descends!</i>	65	64	63	62
55 	56	57	58	59 	60 	61
54	53	52 	51	50 	49	48
41	42	43	44 	45	46	47 
40	39	38	37	36	35	34
27	28	29	30 	31	32	33
26	25	24	23 	22	21	20
13	14 	15	16	17	18 	19
12	11	10	9	8	7 	6
Start 		1	2	3	4	5

# Jump Strategy – Subtraction


Example:  $349 - 124 = \underline{225}$




1)  $47 - 35 = \underline{\quad}$




2)  $76 - 54 = \underline{\quad}$



3)  $198 - 156 = \underline{\quad}$




4)  $478 - 253 = \underline{\quad}$




5) Arbella completed her Maths test last Friday. The questions were quite hard, there were 35 questions. Out of the 35 questions, she answered 23 questions correctly.

How many questions did Arbella get incorrect?




6) Sedrika is in stage 2, there are 89 students in stage 2. Every Thursday, she joins the stage 2 zoom called Talent Thursday. On Talent Thursday, they do not do any schoolwork, but they do Arts and Crafts, dance, or sing. This week only 68 students joined the zoom.

How many students did not join the zoom?



7) A farmer grew 379 sunflower seeds. A few months went by and only 258 sunflowers grew.

How many sunflower seeds did not grow?



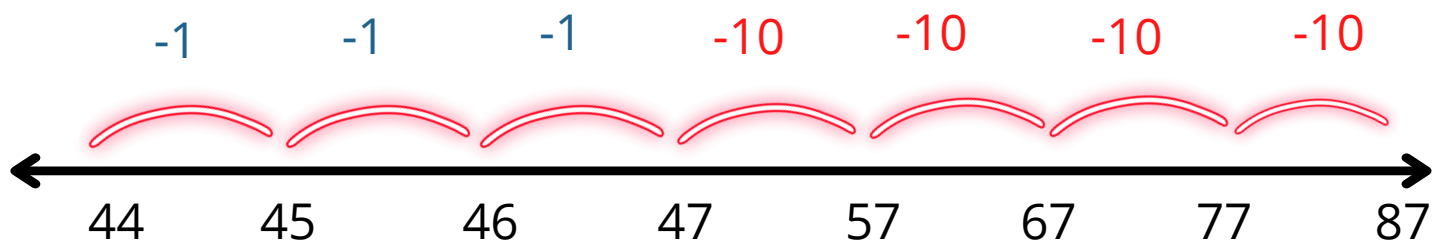
# Jump Strategy Subtraction

WALT: I can subtract numbers using the Jump Strategy

MY LEARNING GOAL  
FOR TODAY IS:

Example:

$$87 - 43 =$$



Start counting backwards with the larger number (87). Then start counting by 'tens'.  
After you have added the 'tens', add the 'ones'

Complete these questions using the **Jump Strategy** so Frogger can get from the pond to the tree.

$$23 - 46$$



$$59 - 21$$



$$85 - 67$$





Choose a level below. Complete the questions using the **Jump Strategy** and the number line provided. If you want to challenge yourself, try the last column :)

123 - 29	1234 - 432
501 - 18	1489 - 223
340 - 62	4359 - 412
212 - 71	2809 - 311

Example: 1356 - 533

-1   -1   -1   -10   -10   -10   -100   -100   -100   -100   -100





THE

great

ISOLATION

ACTIVITY

BOOK

THIS BELONGS TO \_\_\_\_\_


“Just make a DOT and see  
where it takes you”

Watch the story “The Dot” by Peter H. Reynolds on YouTube. Then,  
have a go creating your own masterpiece below!




# CIRCLE ART

What can you create from the following **circles**? Do you see an animal or a face? Colour in the circles you need to create your picture! You could add some more either!



# PHONE A FRIEND!

It is important to check in with the people you love! Use this questionnaire to see how well you know one of your friends or family members. You may learn something new!

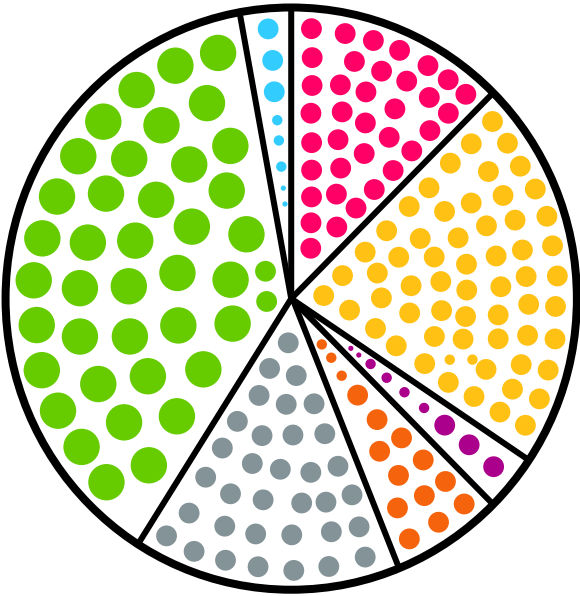


QUESTION	MY GUESS	REAL ANSWER
What is your favourite food?		
What is your favourite hobby?		
What is your favourite animal?		
Would you rather be as tall as a house or as small as a mouse?		
What have you been doing to keep busy?		
Who is your biggest role model? Why?		
Who inspires you the most? Why?		
What is your favourite country you've visited?		
What is your favourite memory of me?		
What is your most embarrassing moment?		
What are you missing the most?		
Where is the last place you visited?		
Do you have a question for me?		

PIE CHART OF

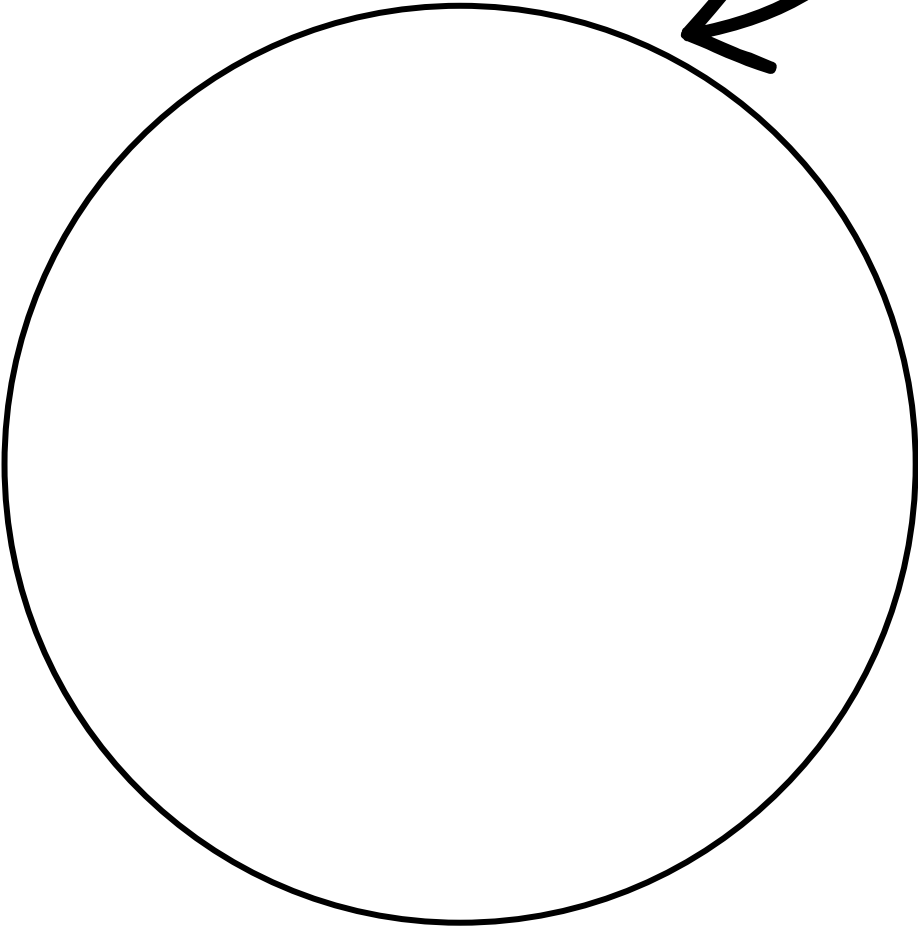
PRODUCTIVITY!

It's fun to see what you are doing each day. Split up this pie chart roughly to show how you are spending your time at the moment! Here is an example one for you!



- Watching TV
- Sleeping
- Playing outside
- Calling my friends
- School work
- Baking
- Reading

How I split up  
my **day**!



# TREASURE HUNT!

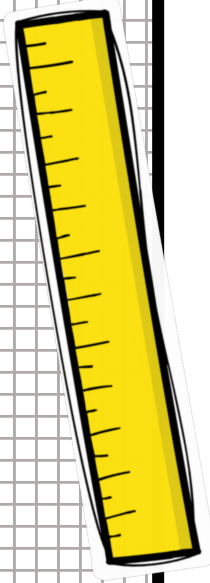
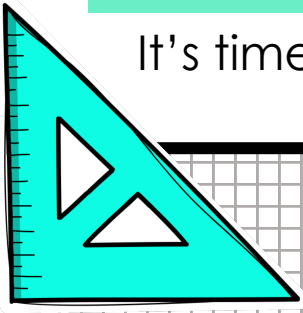
Plan a treasure hunt  
around your home  
for your isolation  
buddies on the  
treasure map below!



**X**  
Treasure  
is here!

# DESIGN YOUR ROOM

It's time for a room renovation! What would you include in your dream bedroom?







# my DREAM TEAM





Pick your favourite team sport and create your dream team.  
You could pick real athletes or some of your friends! Don't forget to design your kit on the t-shirts below!







Sport	Name of team	Manager	Home country



Name:	Name:	Name:	Name:
Position:	Position:	Position:	Position:
Number:	Number:	Number:	Number:



Name:	Name:	Name:	Name:
Position:	Position:	Position:	Position:
Number:	Number:	Number:	Number:



Name:	Name:	Name:	Name:
Position:	Position:	Position:	Position:
Number:	Number:	Number:	Number:



# Family

# OLYMPICS



Host your own Olympic Games at home this year! You could have real sports or make up some funny games instead. Don't forget to make some tinfoil or toilet roll medals for the winners!

## NAMES OF ATHLETES

--	--	--	--	--	--

NAME OF SPORT	VENUE	EQUIPMENT NEEDED	TIME OF COMPETITION	ATHLETES TAKING PART	WINNERS!

## OVERALL WINNERS

2nd Place

3rd Place

1st Place

## SPORT IDEAS

- Table tennis with frying pans
- Obstacle course
- Throwing ball into a bucket
- Long jump
- Sack race
- Egg and spoon race
- Sprint race
- Gymnastics
- Stairs climbing
- Trampoline skills
- Wheelbarrow race

# FAMILY

# RESTAURANT




Name of <b>restaurant</b>	<b>Meal</b> you will be cooking	<b>Who</b> will be attending?

## Shopping list

[illegible]

Plan for the **layout** the room



## TO-DO List

- ☐ Make invites
- ☐ Look up the recipe
- ☐ Collect all the ingredients
- ☐ Set the table
- ☐ Decorate the room
- ☐ Make table name cards

[illegible]

## Evening entertainment

- ☐ Jokes
- ☐ Dance
- ☐ Music
- ☐ Gymnastics
- ☐ Speech

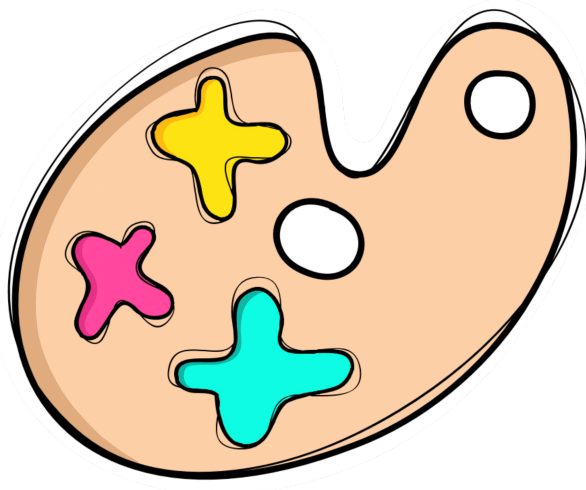
- ☐ \_\_\_\_\_
- ☐ \_\_\_\_\_

# WOULD YOU RATHER.....

Have a dog	OR	Have a cat
Be as tall as a house	OR	Be as short as a mouse
Have 3 hands	OR	Have 3 feet
Lose your sense of taste	OR	Lose your sense of smell
Only be able to whisper	OR	Only be able to shout
Be able to freeze time	OR	Be able to travel in time
Live without music	OR	Live without TV
Be able to breathe under water	OR	Be able to fly
Always have a song stuck in your head	OR	Have an itch that you can't reach
Have the legs of a frog	OR	Have the head of a fly
Have a magic carpet	OR	Have your own personal robot
Be 10 years older	OR	Be 4 years younger
Be a famous singer	OR	Be a famous actor
Speak every language	OR	Play every instrument
Be the smartest person in the world	OR	Be the best athlete in the world
Eat a beetle	OR	Get stung by a bee
Spend the day on the beach	OR	Spend the day skiing
Not watch TV for a year	OR	Not have sweets for a year
Have a swimming pool	OR	Have a trampoline
Have a purple nose	OR	Have green ears
Always be dressed up	OR	Always wear your pyjamas
Moo like a cow after every sentence	OR	Bark like a dog after every sentence

# COLOUR SEARCH!

Time yourself finding things in your house that match these colours!



DARK  
BLUE

LIGHT  
BLUE

DARK  
GREEN

LIGHT  
GREEN

TEAL

DARK  
PINK

LIGHT  
PINK

DARK  
PURPLE

LIGHT  
PURPLE

GREY

NAVY

YELLOW

ORANGE

RED

MAROON

BLACK

BROWN

WHITE

GOLD

SILVER



# “I’M BORED”

## IDEAS

### *Screen-free ideas*

- ☐ Write a **letter** to a family member you haven’t been able to see in a while.
- ☐ Set up an **obstacle course** in the garden and time all your family members to complete it.
- ☐ Set up a **fort** on the trampoline. Bring the duvets down and enjoy some star gazing.
- ☐ Set up a themed **restaurant** for your family.
- ☐ Create an **escape room** for your isolation buddies.
- ☐ Go for a **run** or a walk around your local area.
- ☐ Make use of all the **toilet roll** lying around and practice your Keepy-uppies, create an igloo or try make a tower that will reach the ceiling.
- ☐ Set up “**Quarantine Olympics**” at home with your family.
- ☐ **Bounce** a ball down the stairs into a bucket.
- ☐ Set up a **Rube Goldberg Machine** around the house.
- ☐ Create a house made of **playing cards**.
- ☐ Play **table tennis** with frying pans and a Ping-Pong ball.
- ☐ Create a **game show** for all the family. It could be a version of The Chase, Who wants to be a millionaire or Mr. and Mrs. ....or you could invent your own!
- ☐ Learn a **new skill** e.g. knitting, front flips, drawing or solving a Rubik's cube.
- ☐ Pick a recipe and have a family bake off!