



Surveyors Creek Public School

Framework for teaching online – Stage 1, Term 4 Week 2

Below is a learning schedule for you to follow. You will need access to a digital device to complete the following activities. You may need help from a parent/carer. You are also able to access Mathletics, Bug Club and any other website that your teacher has given you access to. Complete all activities in your Homework book or an exercise book. Write the date on your activities to keep track. Bring in your workbook on the day you're scheduled to attend school. Provided are the login details to access the Inquisitive programs.


Year 1

Spelling Words 'air'		Extension	Tricky Words
hair	stairs	wheelchair	couldn't
fairy	airport	airport	wouldn't
chair	repair	downstairs	shouldn't

Year 2

Spelling Words "or, ore, au, aw"		Extension	Tricky words
torch	snore	forgotten	believe
haunt	hawk	exhausted	saw
drawn	sauce	scoreboard	before

Did you know? Today is **International Day of the Girl Child**. It is an opportunity to raise voices for girls and stand up for their rights all over the world.

Morning	Middle	Afternoon
<p>English Sign into your Google Classroom using your DET email and password. Click on today's google slide assignment to view the tasks.</p> <p>Spelling Write your spelling words in a workbook or on a slide. Watch the InitiaLit video on the Google Slide. Complete the following worksheets. Year 1 - InitialLit1 Lesson 110 a Year 2 - InitialLit2 Lesson 76 a</p> <p>Handwriting - Letter 'O' Downstroke letters. (Year 1 & 2) Monday 11th October. Oo Oo Oo Oo Oo Oo Oo Oo Oo Oo Oo Oo Oo Olivia octopus only eats orange olives. Pattern: turn your O into an octopus. Or click on the link: Remember to use today's date. Handwriting Oo</p> <p>Storybook: 'Be Kind' Watch the story first. (Year 1 & 2) Be Kind A Children's Story about things that matter Think about the past weeks.</p> <ul style="list-style-type: none"> • How have you been kind to others? • How have others been kind to you? • How did that make you feel? • Is it important for us to be kind? Why? <p>Write your answers in a book or on your google slide.</p>	<p>Mathematics Number of the Day <i>Learning to count, identify numbers, and understand quantity are a few of the essential concepts. Repeated experiences build understanding and fluency with numbers. These experiences help expand knowledge and learn new ideas. A strong number sense is vital for future understanding of more complex math topics. Students choose one level to complete daily.</i> Number of the Day Stage One - 21 Number of the Day Extension - 121 Number of the Day Extension – 2121</p> <p>Problem Watch the Youtube video https://www.youtube.com/watch?v=YFzktJNmnPU. Cut out the shapes you have been given. Try folding them in half so that both sides match exactly together. Shapes that can be folded exactly in half are <u>symmetrical</u>. Shapes that can't be folded exactly in half are not <u>symmetrical</u>. Make a group of shapes that are symmetrical and a group that are not symmetrical. Try folding the symmetrical shapes in other ways. Can some shapes be folded in half in more than one way?</p>	<p>Complimentary Colours: Complimentary colours look the best together; they sit opposite each other on the colour wheel.</p> <p>Type colour wheel into google or have a look at the colour wheel attached at the end of the framework. Decide which two colours you think look best together.</p> <p>There are three common complementary combinations - Red and green Yellow and purple Orange and blue.</p> <p>You will create your own artwork using whatever materials or drawing ideas you like. However, the challenge is you can only use two colours to create the artwork. They must be one of the options below:</p> <ol style="list-style-type: none"> 1. Red and green 2. Yellow and purple 3. Orange and blue. 

Did you know? In 1968 **Hugh Jackman** was born in Sydney. He is a famous singer and actor, starring in **X-Men**, **Wolverine** and **The Greatest Showman**.

Morning	Middle	Afternoon
<p>English Sign into your Google Classroom using your DET email and password. Click on the slide assignment to view the tasks.</p> <p>Spelling Write your spelling words in a workbook or on a slide. Choose 2-4 words and write them in an interesting sentence or sentences. Remember capital letters and full stops. Remember your sentences must make sense.</p> <p>Comprehension - What is the main idea? Please complete the worksheet attached for Tuesday.</p> <p>The main idea is what the paragraph or text is mostly about.</p> <div data-bbox="210 756 394 951"> </div> <div data-bbox="501 692 929 906"> <p>How do we find the main idea?</p> <p>Hint 1: Look at the title and pictures</p> <p>Hint 2: Read the first and last sentence</p> <p>Hint 3: Look for repeated words</p> <p>Ask yourself: What is the one main idea that all the details are about?</p> </div> <p>Writing: Introduction to Poetry- Awesome Acrostic Poems An acrostic poem is a word or person's name written vertically down the side of a page. These letters are used to begin each line of the poem. The acrostic, which usually does not rhyme, is written to characterise or describe the chosen word or person. Look at the example on the slide. Now you are going to create your own acrostic poem with your name. Complete the acrostic poem in your workbook or on today's slide. If you would like more information on Acrostic poems click here and watch the video What is an acrostic poem?</p> <div data-bbox="775 1059 949 1359"> <p>Aiden</p> <p>Adventurous</p> <p>Imaginative</p> <p>Delightful</p> <p>Energetic</p> <p>Natural</p> </div>	<p>Mathematics Number of the Day Number of the Day Stage One - 86 Number of the Day Extension - 286 Number of the Day Extension – 4286</p> <p>Problem Ashlee made a square cake for morning tea. She decided to cut it into 2 pieces that were exactly the same shape and keep one piece for tomorrow. How could she cut the cake? Draw lines on the cake to show how Ashlee could cut it.</p> <div data-bbox="1361 533 1599 772"> </div> <p>How many different ways could Ashlee cut the cake?</p> <p>Draw lines on the cake to show how Ashlee could cut the cake if it was a rectangle. How many different ways could Ashlee cut the cake?</p> <div data-bbox="1258 903 1621 1149"> </div> <p>Draw another shape for Ashlee's cake that is symmetrical.</p> <p>Optional Complete the <i>Symmetry Blocks - Castle</i> worksheet.</p>	<p>Geography Weather and Seasons – Weather in other places (Lesson 2)</p> <p>Focus Question: <i>Do all places have the same weather?</i></p> <p>On the worksheet provided, or in your book, draw a picture for each word about the weather.</p> <p>Use an app to find the weather information for your place and another place. Draw the weather on the phones.</p>

Did you know? **People who feel better, learn better.** When we feel happy we pay attention. We are creative and love to learn.

Morning	Middle	Afternoon
<p>Reading Read a book/books of your choice for 20 min. OR Go to Bug Club and read. https://www.activelearnprimary.com.au/login?c=0</p> <p>Wellbeing Wednesday Activities Your choice: choose 1 activity or more. You may choose to do a different activity.</p> <ol style="list-style-type: none"> 1. Find a picture of an Australian bird. Draw it, then colour or paint the bird in its natural environment. You can use any recycled materials to make your artwork. 2. Research how the bird would move and how it communicates with other birds. Show them your picture and explain how you made it. 3. Play a board game or do a puzzle with your family. You could even create your own game. 	<p>Mathematics - <u>Optional</u> Number of the Day Number of the Day Stage One - 53 Number of the Day Extension - 753 Number of the Day Extension – 9753</p> <p>Wellbeing Wednesday Activities Your choice: choose 1 activity or more. You may choose to do a different activity.</p> <ol style="list-style-type: none"> 1. Design a healthy menu for a day at home. Present the menu to your family in a creative way. 2. Take your lunch outside and find a lovely spot in your yard for a picnic. 3. Make Oobleck Slime You will need: <ul style="list-style-type: none"> • A cup of cornflour • Up to one cup of water • food colouring (optional) <p>Method:</p> <ol style="list-style-type: none"> 1) Place your cornflour and some food colouring into a bowl. 2) Gradually add your water and start mixing.. until you have a slime/ solid consistency. 3) You may need to add a little water or cornflour depending on which you need! 	<p>Wellbeing Wednesday Activities Your choice: choose 1 activity or more. You may choose to do a different activity.</p> <ol style="list-style-type: none"> 1. Make up your own fitness routine that would last for 15 minutes. OR 2. Run around or go for a walk around your house for 15 minutes. 3. Make up your own theme song for your favourite game. Write the song and play the drums as you sing it. (you could use music from a song that you already know) Eg Old Macdonald had a farm music.



Did you know? Today is **World Sight Day**. The aim is to increase awareness about attention in vision impairment and blindness.

Morning

English

Sign into your Google Classroom using your DET email and password. Click on today's google slide assignment to view the tasks.

Reading Read a book/books of your choice for 20 min. OR

Go to Bug Club and read.

<https://www.activelearnprimary.com.au/login?c=0>

Spelling

Write your spelling words in a workbook or on a slide. Complete the following worksheets.

Year 1 - InitialLit1 Lesson 110 b

Year 2 - InitialLit2 Lesson 77 a

Comprehension - What is the main idea?

Please complete the worksheet attached for Thursday.

The **main idea** is what the paragraph or text is mostly about.

This book is about koalas.



How do we find the main idea?

Hint 1: Look at the title and pictures

Hint 2: Read the first and last sentence

Hint 3: Look for repeated words

Ask yourself: What is the one main idea that all the details are about?

Writing: Spring Acrostic Poem

Today you are going to create your own acrostic poem with the word Spring or Spring Blossom. Complete the attached sheet in the framework. Think about using more than one word to describe each of the letters in the acrostic poem.

Recognise...

The first letter of each line spells out the poem's theme.

An acrostic poem

It doesn't need to rhyme.

Any word below this line is fine, honestly

Acrostic Poems

Lines can be different lengths.

An acrostic poem could be about anything you want Really. Of course, you can Say what you like. That's what's so easy I might write one right now Can you guess what it'll be about?

Middle

Mathematics

Number of the Day


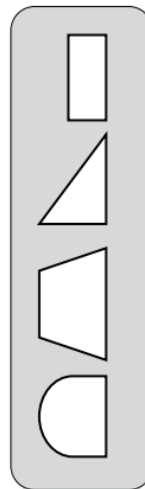
Number of the Day Stage One - 96

Number of the Day Extension - 696

Number of the Day Extension - 8696

Problem

These shapes have been folded exactly in half and cut down the fold line. Match the 2 halves of the shape. Draw a line to join the 2 halves of the shape together.



Extension

Draw a shape that is not symmetrical. It can't be cut to make 2 pieces that are exactly the same.

Optional

Complete the *Symmetry Drawing - Robot* worksheet.

Afternoon

Science: Earth's Resources

Lesson 1-Earth's Treasures



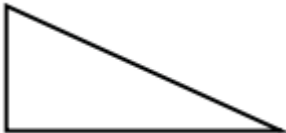
Focus Question: What are Earth's resources?

Go on a treasure hunt around your home to find some of Earth's natural resources. Record the hunt with photos/drawings.

Draw and label a collage of the natural resources you found.

Friday 15/10/2021

Did you know? Today is **Global Handwashing Day**. This day provides an opportunity to design, test and replicate creative ways to encourage people to wash their hands with soap at critical times.

Morning	Middle	Afternoon
<p>English Sign into your Google Classroom using your DET email and password. Click on today's google slide assignment to view the tasks. Read each day if you can.</p> <p>Spelling Write your spelling words in a workbook or on a slide. Choose 2-3 words from your spelling list and use them to write some interesting sentences. For example, If I chose...fairy, airport, couldn't, I could write....</p> <p>'Yesterday, Fran the fairy tried to fly to the airport, but found she couldn't because her purple wing was not working.'</p> <p>Storybook: What If? Watch the story then complete the tasks. ▶ What if...? by Anthony Browne READ ALOUD for KIDS</p> <ul style="list-style-type: none">Choose a picture that shows the inside of one of the houses. Think of as many adjectives and descriptive phrases as you can to describe it.Make a new copy of the party invitation for Joe. 	<p>Mathematics Number of the Day Number of the Day Stage One - 22 Number of the Day Extension - 122 Number of the Day Extension - 2122</p> <p>Problem This shape has been folded in half. What did the shape look like before it was folded? Draw the other half of the shape.</p>  <p>Extension This shape has been cut so that the 2 pieces are exactly the same shape. What was the shape like before it was cut? Show all the possible shapes. Draw what the original shape could have looked like.</p>  <p>Draw any other solutions you found.</p> <p>Optional Can you list all the letters of the alphabet that have symmetry?</p>	<p>Library Design a book cover</p> <p>If you were an Author what would you like to write a book about.</p> <p>Draw the front cover and don't forget to put your name at the bottom.</p> <p>Music - The Lion Sleeps Tonight During this lesson students will have the opportunity to move to a beat. 1. Watch this "The Lion Sleeps tonight" song clip with lyrics https://www.youtube.com/watch?v=O8milJNj_W0 or https://youtu.be/s6qCD1rO_BQ 2. Identify rhythms and beat in the song March around the room stepping to the beat of the music. 3. After you finish your activity, you can use your laptop to play some musical games. Use this website. https://insidetheorchestra.org/musical-games/</p>

***See the templates at the end of this framework.



Think about the past weeks.

- How have you been kind to others?
- How have others been kind to you?
- How did that make you feel?
- Is it important for us to be kind? Why?

Name: _____

Instructions: Write 'air' in the space to complete the word. Write the word.


p_____ / _____	f_____ / _____
st_____ / _____	ch_____ / _____
f_____y / _____	h_____ / _____

Instructions: Read each of the words. Find your way from start to finish by colouring the boxes that have words with 'air'.

START	air	repair	unfair	donkey
happy	coin	sleepy	hair	shirt
quickly	chair	airport	fair	cherry
made	pair	these	hear	straw
deer	dairy	fairy	came	bike
honey	snow	stair	bossy	leaf
slowly	star	unfair	repair	FINISH

Name: _____

Instructions: Read the sentences and choose the correct spelling to fill in the blanks.



The letters _____ are usually found at the **end** of words.

The letters _____ can be found at the **beginning, middle** or **end** of words.

Instructions: Read the words in the box. Use the words to complete the sentences.

store torch corn more before

1. Can I please have some _____ cake?
2. You must brush your teeth _____ you go to school.
3. It's so dark in here, we need a _____ to help us see.
4. Let's go to the _____ to buy some milk.
5. I like to eat _____ on the cob for dinner.

Instructions: Complete the words by adding 'or' or 'ore'. Write the word again on the line. Choose three of the words. Use each of the words in a sentence in your exercise book.

c_____n	_____	st_____	_____
m_____	_____	t_____ch	_____
bef_____	_____	ign_____	_____
sh_____t	_____	th_____n	_____
sc_____	_____	f_____get	_____

Name: _____

Instructions: Choose the correct words to complete the sentences below.

hairy

chair

airport

stairs

pair

1. Dad said, "Please sit on your _____."
2. We need to go to the _____ to catch our plane.
3. Tom's dog is very big and _____.
4. I have a _____ of red, spotty socks.
5. I have to climb up the _____.

Instructions: Say each syllable, then the whole word. Write the word on the line. Answer the questions.

air/port = _____

List five things you can see at an airport.

re/pair = _____

Name three things that you might repair?

Name: _____

Instructions: Complete the words by adding 'aw' or 'au', then write the word on the line. Write the words in your exercise book.

Add 'aw'

dr_____n _____

cl_____s _____

str_____ _____

cr_____l _____

Add 'au'

l_____nch _____

s_____ce _____

fr_____d _____

h_____nt _____

Instructions: Read the words in the box. Use the words to complete the sentences. Read the sentences to a friend.

Autumn
claws

lawn
straw

launch
lawnmower

- The spaceship is due to _____ into space soon.
- Tom drinks his milkshake with a _____.
- _____ is the season after summer.
- Crabs use their _____ to hold food.
- Dad will mow the _____ with a _____.

Instructions: Complete the words by adding 'aw' or 'au'. Choose two words and write a clue for each word in your exercise book.

str_____

s_____ce

h_____nt

h_____k

cl_____s

l_____nch

dr_____n

fr_____d

cr_____l

sees_____

Main idea

Passage 1

A New Soccer Ball

Neeta wants a new soccer ball. She has been saving up her pocket money for months, as well as her birthday money from her grandparents. Neeta has earned some money for doing extra chores. Soon, Neeta will have saved enough money to buy a new soccer ball.

What is the main idea? ● Shade the correct answer.

- ☐ Neeta's grandparents gave her money for her birthday.
- ☐ Neeta was paid for doing extra chores.
- ☐ Neeta is saving for a new soccer ball.



Write two details from the passage.

1. _____
2. _____

Passage 2

Mr Todd's Garden

Mr Todd's garden is very beautiful. He grows roses, daisies, poppies, lilies and many other flowers. He has flowering trees, including bottlebrush and banksia. Mr Todd's neighbours often stop to admire his wonderful garden.

What is the main idea? ● Shade the correct answer.

- ☐ Mr Todd grows roses and lilies.
- ☐ Mr Todd has a beautiful garden.
- ☐ There are flowering trees in Mr Todd's garden.



Write two details from the passage.

1. _____
2. _____



If we record information about the weather, we can use it to predict (guess) what the weather might be like in the future. This is called a weather forecast. A weather forecast often uses pictures instead of words.

Draw a picture for each word about the weather.



cloudy

lightning

windy

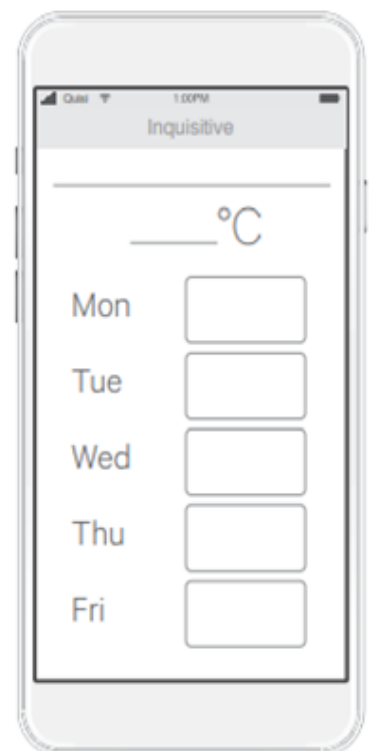
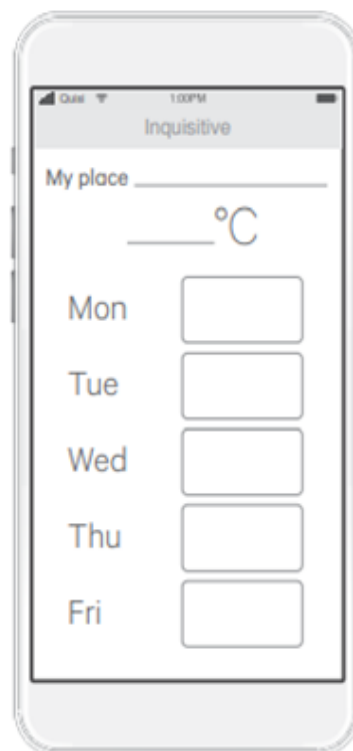
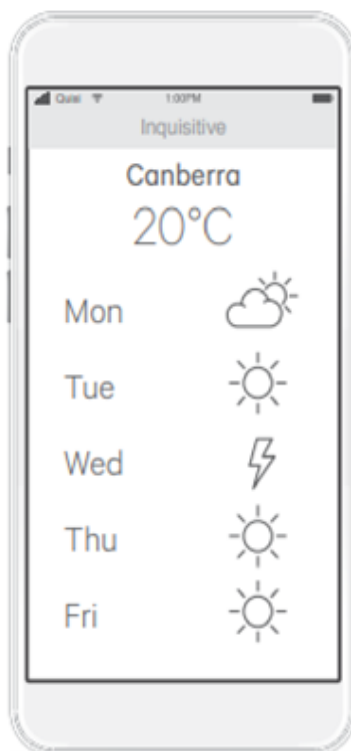
snow

sunny

rainy

hail

Use an app to find the weather information for your place and another place. draw the weather on the phones.



Main idea

Passage 3

The Storm

Omar watched the dark clouds from his window. Suddenly, there was a flash of lightning, followed by a loud thunderclap. Omar heard barking and found Rocky hiding under the bed. Omar spoke softly and calmly to Rocky while the storm was overhead.

What is the main idea? ● Shade the correct answer.

- ☐ Omar's dog, Rocky, is afraid of storms.
- ☐ Omar's dog, Rocky, barks in the house.
- ☐ Thunder follows lightning during storms.



Write two details from the passage.

1. _____
2. _____

Passage 4

The Top of the World

The highest mountain in the world is Mount Everest. It has been measured at 8,848 metres above sea level. This is as high as a plane flying in the sky. Mount Everest is so high that there is snow on the summit all year round.

What is the main idea? ● Shade the correct answer.

- ☐ Mount Everest is 8,848 metres above sea level.
- ☐ There is always snow on the top of Mount Everest.
- ☐ Mount Everest is the tallest mountain in the world.



Write two details from the passage.

1. _____
2. _____



A worksheet for writing a spring-themed acrostic poem. The word "SPRING" is written vertically in large, bold, black capital letters on the left side of a white rectangular writing area. To the right of each letter are horizontal lines for writing: one line for 'S', two lines for 'P', one line for 'R', one line for 'I', one line for 'N', and one line for 'G'. The entire writing area is framed by a decorative border featuring yellow sunflowers with brown centers and green stems and leaves. The background of the border is light blue. At the bottom center, there is a small logo for "twinkl" with the text "visit twinkl.com" next to it.

S _____

P _____

R _____

I _____

N _____

G _____

twinkl visit twinkl.com



This is a writing template for a spring-themed acrostic poem. The background is light blue and decorated with various pink and white flowers. The word "SPRING" is written vertically in large, bold, pink letters on the left side. To the right of "SPRING" are five horizontal lines for writing. Below "SPRING" is the word "BLOSSOM" written vertically in large, bold, pink letters. To the right of "BLOSSOM" are eight horizontal lines for writing. In the bottom right corner, there is a small logo for "twinkl" with the text "visit twinkl.com" below it.

S _____

P _____

R _____

I _____

N _____

G _____

B _____

L _____

O _____

S _____

S _____

O _____

M _____


visit [twinkl.com](https://www.twinkl.com)

- 5** Go on a treasure hunt around your home to find and study some of the Earth's natural resources.



Ask questions about the resources you find.

- 6** Record your hunt. Take photographs or draw what you found.



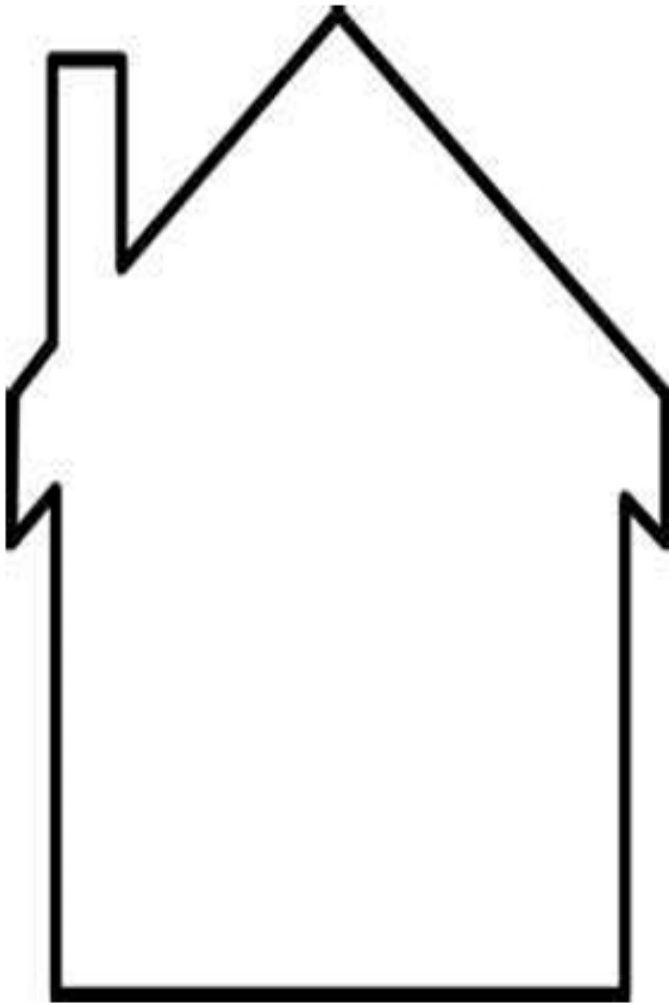
What resources do you think will be hard to find on your treasure hunt?

- 7** Draw and label a collage of the natural resources you found

A large, empty rectangular box with a thin black border, intended for a student to draw and label a collage of natural resources.

Friday 15th October. What If.

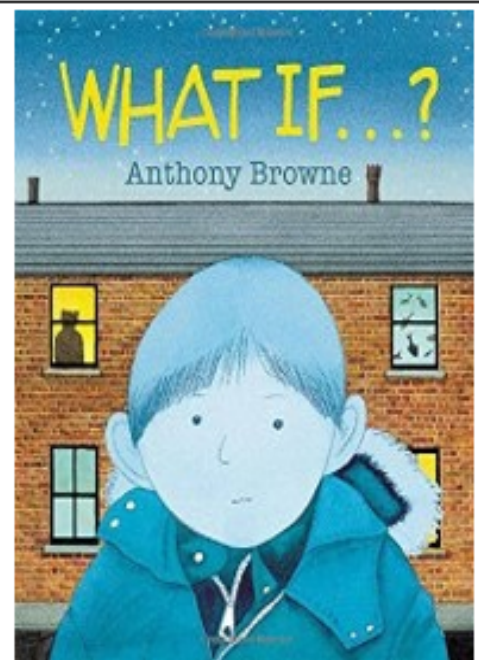
| What If. By Anthony Browne.



Draw what you can see inside one of the houses. Use some adjectives to describe the scene.


For Example: noisy, messy, quiet....

Write the adjectives in the box below.



Adjectives:

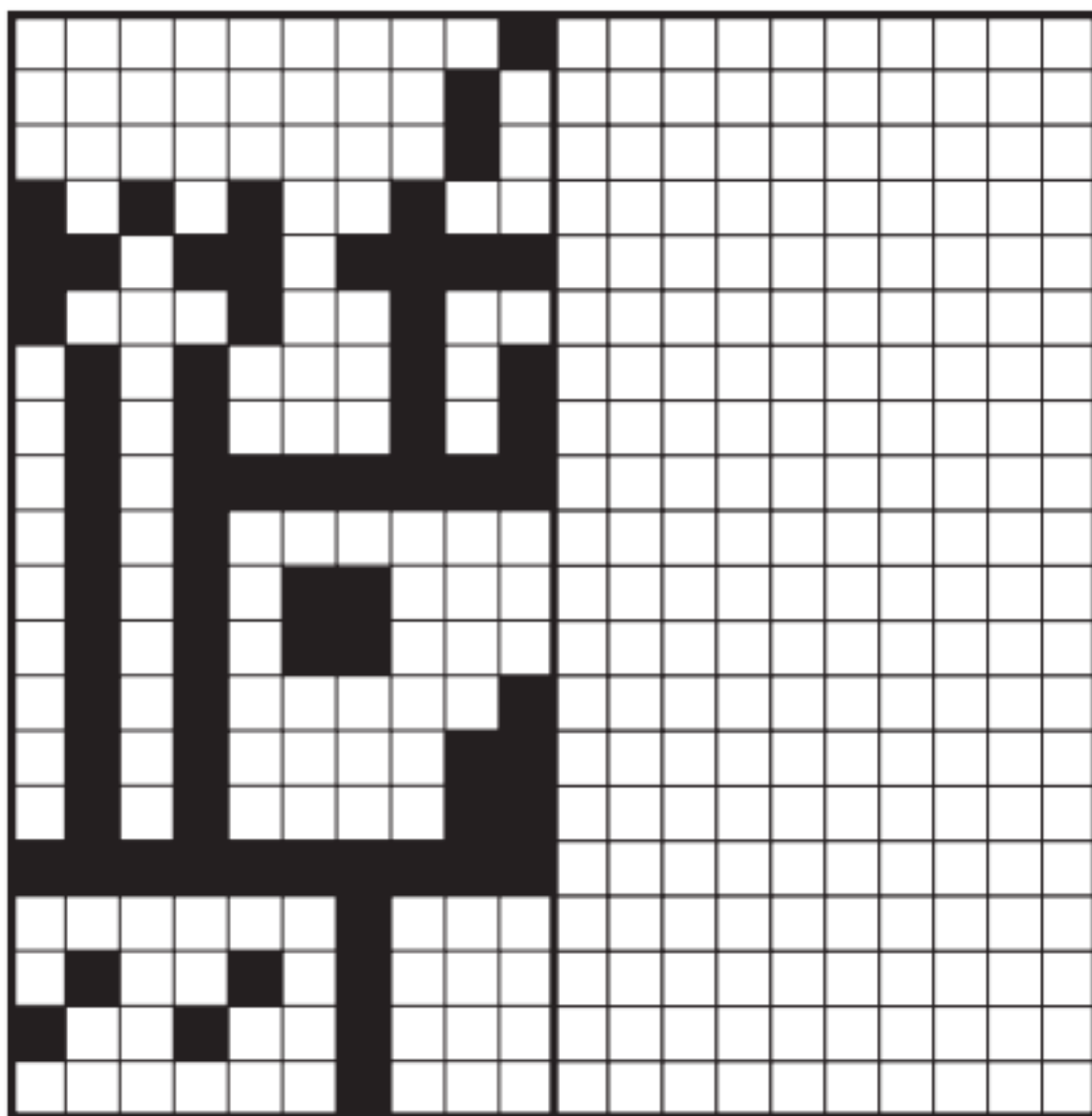
Appendix 6: Shapes (Problem 34)



Symmetry Blocks

Use the grid to complete the other side of the picture. Colour it in when you have finished.

Castle

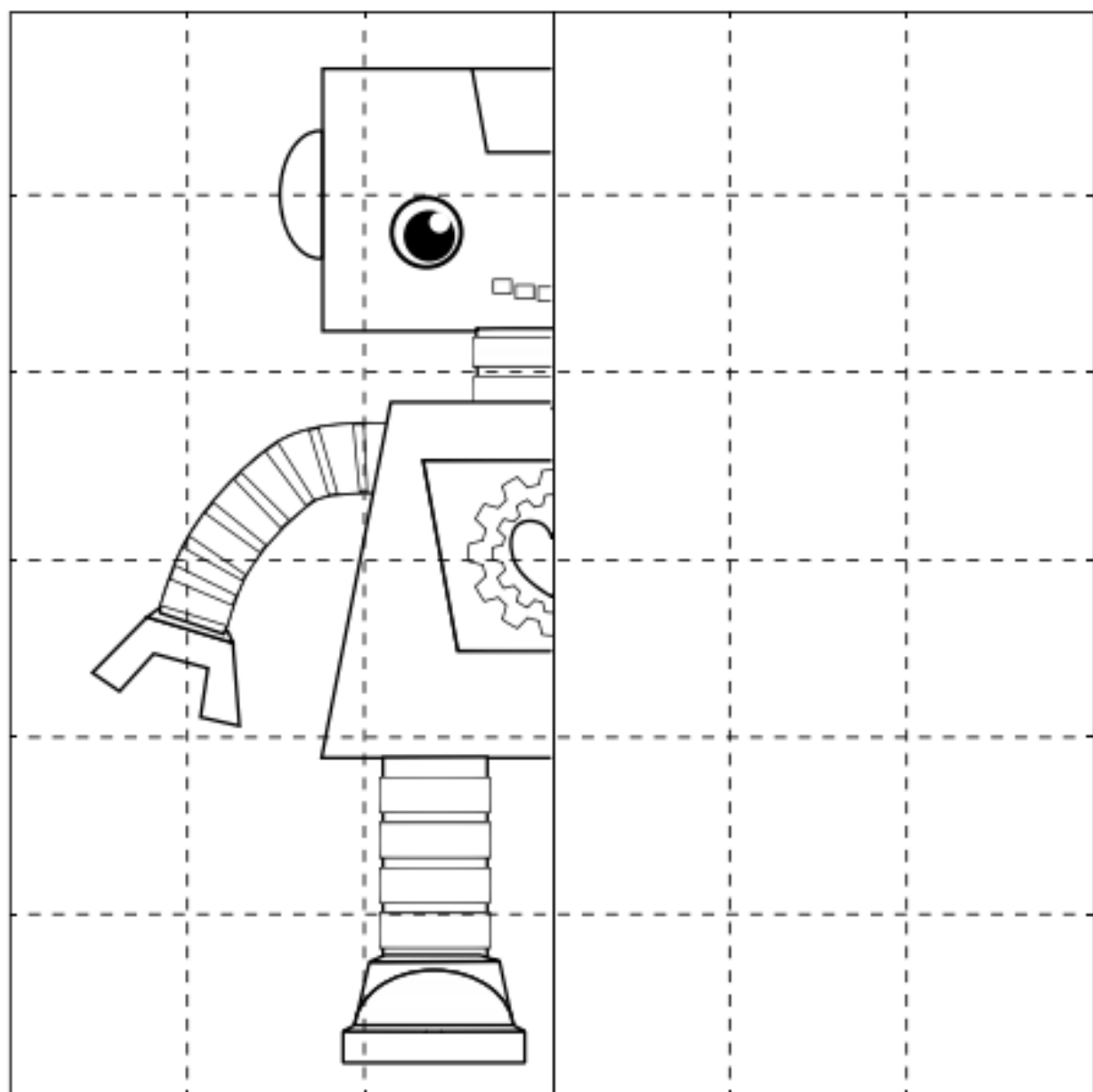


Name: _____


Date: _____

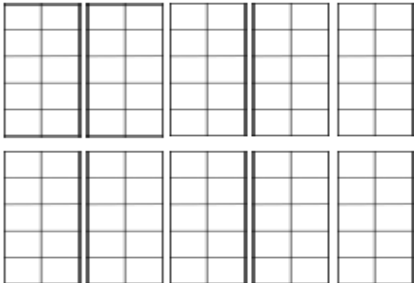
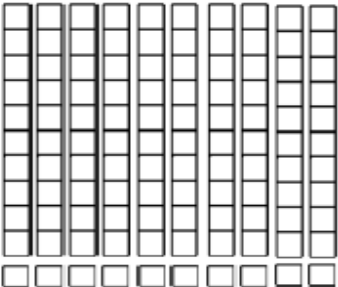
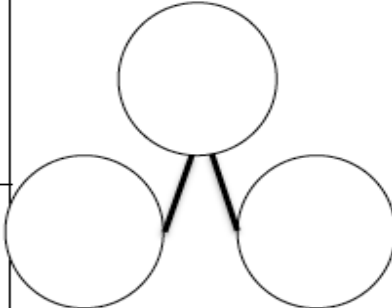
Symmetry Drawing - Robot


Use the grid to draw the other side of the robot. Colour it in when you have finished.



Design Your Own Book Cover



+1	-1	+10	-10	WORD				
TENS FRAMES 	BASE TEN BLOCKS 	PLACE VALUE <table border="1" data-bbox="994 512 1292 719"> <tr> <td>TENS</td> <td>ONES</td> </tr> <tr> <td> </td> <td> </td> </tr> </table>	TENS	ONES			EXPANDED FORM	ODD/EVEN
TENS	ONES							
TALLY	NUMBER OF THE DAY			NUMBER BOND				
	WORD PROBLEM							

+1	<p style="text-align: center;">BASE TEN BLOCKS</p> 		DOUBLE THE NUMBER						
-1				EXPANDED FORM					
-10			-10						
+100			<p style="text-align: center;">PLACE VALUE</p> <table border="1" style="margin: auto;"> <tr> <td style="text-align: center; width: 50px;">H</td> <td style="text-align: center; width: 50px;">T</td> <td style="text-align: center; width: 50px;">O</td> </tr> <tr> <td style="height: 40px;"></td> <td></td> <td></td> </tr> </table>		H	T	O		
H	T	O							
-100	ROUND TO NEAREST 100	ODD/EVEN	<p style="text-align: center;">NUMBER PATTERN USING THE NUMBER</p> <div style="text-align: center;"> </div>						
ROUND TO NEAREST 10	ADDITION NUMBER SENTENCE		SUBTRACTION NUMBER SENTENCE						



Home Learning Music Activities K-6 By Mrs Razay



Here is a collection of music activities you can do while learning at home. You could take a photo, do a short video, record the sound or write about your experience. You may also choose or create your own music learning activities, but be sure to share your ideas with your classroom teacher. As for Kindergarten students you can use any musical app on your iPad or parents iPhone with parental permission.

Chair Drumming. Use some chopsticks or straight sticks from the garden. Drum along to your favourite songs. Listen carefully to keep the beat.



Audio Recording. Use a computer, Ipad or tablet recording program such as 'GarageBand' to create a soundtrack. Use sounds from around the house. Make sure there is a steady pulse. (GarageBand is free to download, and you know how to use it!)



Play an Instrument. Play an instrument you are familiar with or try another one you have at home. Use music we have played in school or find songs on the internet.



Write a song. Put some chords you know into a pattern. Add some lyrics. You can sing or rap a poem or story to your chord pattern. You could sing or rap your own words to an instrumental piece of music like a Karaoke backing track.




Make an Instrument with materials from around the home. (Make sure you get permission to use things.) It needs to have at least 5 different pitches/sounds. Play and record your instrument. My favourite is a spannerphone. What can you create?



Sing Karaoke. Search for your favourite song as a Karaoke version with lyrics. Sing along. Make sure you are in pitch and projecting your voice with clear diction (words).



Youtube learning. Watch music education videos from MusicK8.com and 'The Music show'. Teach someone about what you learn.



Music Project. Do some research about a musical style, a famous composer or your favourite music band or artist. Present it in Power Point with clips to share with the class. Or as a poster.



The Elements of Music. Create a poster, PowerPoint or video, to teach other students about the elements of music. Focus on one element each time. (Pitch, Duration, Dynamics, Structure, Texture, Beat, tone colour)



