



Surveyors Creek Public School

Framework for teaching online – Stage 1, Term 4 Week 1

Below is a learning schedule for you to follow. You will need access to a digital device to complete the following activities. You may need help from a parent/carer. You are also able to access Mathletics, Bug Club and any other website that your teacher has given you access to. Complete all activities in your Homework book or an exercise book. Write the date on your activities to keep track. Bring in your workbook on the day you're scheduled to attend school. Provided are the login details to access the Inquisitive programs.

Year 1

Spelling Words ear, eer		Extension	Tricky words
ear	cheer	volunteer	thought
hear	steer	cheering	great
tears	deer	disappear	their

Year 2

Spelling Words - tch, ch and tion		Extension	Tricky words
switch	action	station	women
reach	fiction	archway	people
sketch	branch	itchy	laugh

Monday 4/10/2021 - OPTIONAL - Today is Labour Day

Did you know? Today is **World Animal Day**. It aims to educate and raise awareness to improve the living conditions of animals.

Morning

English

Sign into your Google Classroom using your DET email and password. Click on today's google slide assignment to view the tasks.

Spelling

Write your spelling words in a workbook or on a slide. Watch the InitiaLit video on the Google Slide. Complete the following worksheets.

Year 1 - InitiaLit1 Lesson 107 b

Year 2 - InitiaLit2 Lesson 73 a

Handwriting - Letter Cc

Monday 4th October 2021

Cc Cc Cc Cc Cc Cc Cc Cc Cc Cc

Chester Cheetah chewed a chunk of cheddar cheese. Or click on the link.

<https://www.youtube.com/watch?v=k3FAoGv7C8A>

Storybook: 'Hist'! - Reread the poem - (Poem attached)

Three interesting words from the poem;

1. **delay** - to pause or go more slowly, making you late.
2. **gloomy** - grey and dark, with a sad feeling.
3. **roam** - to travel around without a clear plan, often over a large distance.

A. Would you delay going to a friend's birthday party?

Finish the sentence: I was delayed because.....

B. Imagine a story that starts on a dark and **gloomy** night. What might happen?

Finish the sentence: One dark and gloomy night.....

C. Where are some places you might **roam**? (e.g., the bush, a big city, a fair).

Finish the sentence: I would like to roam around.....

Writing: Informative texts - Zoo Detective!

Use the Zoo detective sheet to identify what animal we are going to be researching. *The animal is from the Zoo.*

Think about when we went to Sydney Zoo, the different habitats and animals that we saw. I wonder if you can use the clues to find out what animal has escaped the Zoo!!!

You can use this link if you need more information. [Cool Facts for Kids](#)



Middle

Mathematics

Number of the Day (5-10 minutes)

Learning to count, identify numbers, and understand quantity are a few of the essential concepts. Repeated experiences build understanding and fluency with numbers. These experiences help expand knowledge and learn new ideas. A strong number sense is vital for future understanding of more complex math topics. Students choose one level to complete daily.

Number of the Day Stage One - 47

Number of the Day Extension - 547

Number of the Day Extension - 1547

Problem

Watch the Youtube video

<https://www.youtube.com/watch?v=YxoLISTu1jo>. Make a cube out of playdough or find a cube in your house. Draw around one of the faces. What shape are all of the faces on your cube? How many faces are there?

How is your cube different to the shape of a can of soft drink?


How is your cube similar to the shape of a shoe box?

Extension

Watch the Youtube video

<https://www.youtube.com/watch?v=3-QwWFkz5hw>.

What do these shapes look like if you are viewing them from above?



Draw the top view of each of these shapes.

How many faces does each shape have?

How many edges does each shape have? Some of the shapes have the same top view. Which shapes were they?

Afternoon

Shape Art

You will create a piece of art using your favourite shape. To do this, you will randomly place your favourite shape all over a piece of paper. This could be a circle, square, rectangle or any other shape.

You will then use colouring in pencils or textas to colour each section to create a wonderful art piece. See below for examples.



Tuesday 5/10/2021

Did you know? Today is **World Teachers' Day**, an annual event aimed at thanking all teachers.

Morning

English

Sign into your Google Classroom using your DET email and password. Click on the slide assignment to view the tasks.

Spelling

Write your spelling words in a workbook or on a slide.

Choose 2-4 words and write them in an interesting sentence or sentences. Remember capital letters and full stops. Remember your sentences must make sense.

Year 1&2 Writing & Comprehension: Informative texts:

Choose your writing! Today you are going to choose to complete an Animal Report or a Research Report on your own chosen topic.

Choose one of the templates and think of all of the things we have researched this term. Koalas, platypus, frogs, t-rex, countries etc....

You can choose one of these and fill in the 'Animal Report' or you can complete the 'Research Report' with a topic of your choice.

See the templates attached to this framework.



Middle

Mathematics

Number of the Day (5-10 minutes)

Number of the Day Stage One - 65

Number of the Day Extension - 165

Number of the Day Extension - 9165


Problem

Rohan wants to build a garage for his toy cars. He found some things around his house. Which ones should he use?

Draw a circle around the things Rohan could use to build his garage.

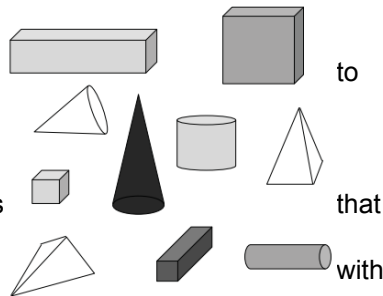
Draw a cross on the things that would not be useful for building garage.

Draw what his garage might like.



Extension

Sophie has to pack away the blocks after play time. Help her sort the blocks into the correct boxes.



Draw a circle around the blocks have 12 edges.

Draw a cross on the shapes curved edges.

Optional

Complete the *3D Spaces - Faces, edges and corners* worksheet.

Afternoon

Weather and Seasons –


Weather Patterns (Lesson 1)

Focus Question: *Why should we know about the weather?*

Think about what you know about *Weather and Seasons*. Look at the pictures on the worksheet and think about the questions shown. You may want to discuss the answers with someone at home.

Write or draw everything you know about the weather inside the cloud.

Did you know? **Wellbeing Wednesdays** started in 2020 to support mental wellbeing during a particularly difficult year due to the COVID 19 outbreak.

Morning	Middle	Afternoon
<p>Reading Read a book/books of your choice for 20 min. OR Go to Bug Club and read. https://www.activelearnprimary.com.au/login?c=0</p> <p>Wellbeing Wednesday Activities Your choice: choose 1 activity or more. You can choose to do a different activity.</p> <ol style="list-style-type: none"> 1. Research any interesting places in Australia that you would like to visit or have visited with your family. Make a travel brochure to persuade other people to go there after the lockdown is over. 2. Research famous tourist attractions in Australia. Make a poster or slideshow to show your family or classmates. 3. Make your own drum kit using recycled materials. Eg sticks, pool noodles and a bucket etc. Practice counting the beat with a 4/4 rhythm. Try holding the notes for 1, 2 or 4 beats to make it interesting. You could find a song to play along with. 	<p>Mathematics Number of the Day (5-10 minutes) Number of the Day Stage One - 24 Number of the Day Extension - 904 Number of the Day Extension - 1094</p> <p>Wellbeing Wednesday Activities Your choice: choose 1 activity or more. You can choose to do a different activity.</p> <ol style="list-style-type: none"> 1. Choose a recipe to cook with someone at home. You could make a cake or something simple like crackers with cheese and tomato. 2. Help mum or dad prepare a meal. Talk to them about the ingredients used. 3. Make some playdough <u>You will need:</u> • 2 cups plain flour • 1 cup salt • 1 tbs oil • 1/2-1 cup cold water • 2 drops liquid food colouring <u>Method:</u> 1. Combine plain flour and salt. 2. Add water, food colouring and oil. Mix until ingredients are combined. 3. Knead well. 4. If consistency is too wet add a little plain flour 	<p>Wellbeing Wednesday Activities Your choice: choose 1 activity or more. You can choose to do a different activity.</p> <ol style="list-style-type: none"> 1. Choose a song that you love and make up your own dance that you could teach someone else. Perform it for your family. 2. Throw a ball into the air and catch it with two hands 50 times. Then try each hand, first your left then your right. How many throws and catches altogether? 3. Pets – play with your pets, take them for a walk, help to clean their water bowls etc... 4. Enjoy a walk or a bike ride with your family.

Thursday 7/10/2021

Did you know? In 1959 **Simon Cowell**, an English recording executive and television producer (**X-Factor**, **American Idol**) was born in London, England.

Morning

English

Sign into your Google Classroom using your DET email and password. Click on today's google slide assignment to view the tasks.

Reading Read a book/books of your choice for 20 min. OR
Go to Bug Club and read.

<https://www.activelearnprimary.com.au/login?c=0>

Spelling

Write your spelling words in a workbook or on a slide. Complete the following worksheets.

Year 1 - InitialLit1 Lesson 108 b

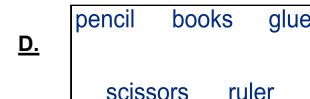
Year 2 - InitialLit2 Lesson 74 a

Comprehension - Finding the main idea

What is the main idea?

The main idea is what a paragraph or passage is **mainly** about. Everything we read has lots of information or details.

What title would you give boxes A and B?



What are all the words about in boxes C and D?

Writing:

Let your imagination run wild!

Use an interactive dice [Roll this dice](#) or roll a dice and select the fantasy narrative writing prompt you land on. Use the story starter to help you write a story. Your story should have an orientation, complication and resolution and include a character, setting and beginning, middle and end. Be creative, use different language features such as verbs, adjectives and adverbs. Re-read your writing and edit it to make sure it makes sense. Have you corrected your spelling mistakes? Have you used exciting words in your sentences?

Middle

Mathematics

Number of the Day (5-10 minutes)

Number of the Day Stage One - 92

Number of the Day Extension - 792

Number of the Day Extension - 5792

Problem

Monica has a bag with an object in it. Can you guess what shape it is?

The object has 3 faces. 2 of the faces are flat and 1 is curved. The flat faces are circles.

What shape is it?

Draw or write about the shape to show what it would look like.

Extension

Harrison put this shape into a bag so his friend, Dirk, could not see it.

He told Dirk about the shape to see if he could guess what it was. What clues could he give Dirk?



Optional

Complete the *3D Spaces - Prisms* worksheet.

Afternoon

Science: Earth's Resources

Lesson 1--Earth's Treasures

Focus Question: *What are Earth's resources?*

Click the link to view the video of *Earth's Natural Resources*

https://drive.google.com/file/d/1KxTg7khZU32vomtREqt_qQ040t38E4hN/view?usp=sharing

-Think of the natural resources that you saw in the video.

-Write or draw one of the Earth's natural resources that you saw.

-Tick the category that your chosen resource belongs to.

Non-Digital Option – Read the definition on the worksheet and write down all of the natural resources that you can think of. Write or draw one of the resources that you have listed.

Friday 8/10/2021

Did you know? In 1971, **John Lennon** released his megahit single 'Imagine'. Does anyone in your family know the song?

Morning

English

Sign into your Google Classroom using your DET email and password. Click on today's google slide assignment to view the tasks. Read each day if you can.

Spelling

Write your spelling words in a workbook or on a slide. Choose three words from your spelling list and use them to write three sentences. Try writing compound sentences for extension. A compound sentence is two smaller sentences joined by and, but, because etc. Example: "I threw the basketball **but** I missed the target by a large distance.

Storybook

Year 1. Wanted Ralfy Rabbit. Book Burglar. Click on Link...

📺 Emily MacKenzie reads Wanted! Ralfy Rabbit, Book Burglar

Listen to the story. What do these words mean:

Intrepid	
discover	
culprit	

Complete the Ralfy Rabbit Activity at the end of the frameworks.

Middle

Mathematics

Number of the Day (5-10 minutes)

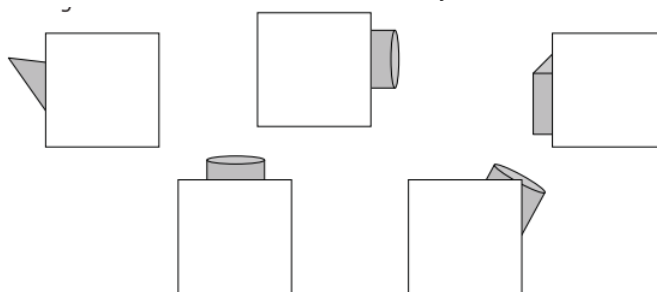
Number of the Day Stage One - 66

Number of the Day Extension - 606

Number of the Day Extension - 6066

Problem

This is a cylinder. This is a cylinder too. Which of these hidden shapes could not be a cylinder? Draw a circle around the ones that could not be a cylinder.



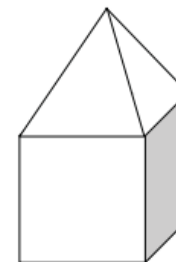
Extension

Harrison made a new shape by gluing a pyramid onto a cube. How many faces does this new shape have?

How many edges does it have?

Optional

Complete the 3D Spaces - Pyramids worksheet.



Afternoon

Library

Listen to the story – The Rainbow Fish

<https://storylineonline.net/books/the-rainbow-fish/>

Decorate a Rainbow Fish

Count the scales on the Rainbow Fish

Music - The Lion Sleeps Tonight

During this lesson students will have the opportunity to listen and respond to music.

1. Watch this "The Lion Sleeps tonight" song clip with lyrics
https://www.youtube.com/watch?v=Q8milJNj_W0 or
https://youtu.be/s6qCD1rO_BQ

2. Questions about the sound clip:
- Does the song go fast or slow?
- Is the melody high or low, smooth or jumpy?
- Does the song go loud or soft?
- What instruments do you hear?
- Does the song have a beginning, middle, end, and repeating sections?

Name: _____

Instructions: Read the following words. Colour the words with the grapheme 'ear'. Make a list of the 'ear' words in your exercise book.

hear	here	year	out
cheer	rear	tear	foot
gear	beard	take	appear
leaf	fear	near	peach
clear	dear	took	deer
steer	peer	nearly	word

Instructions: Use the following 'ear' words in your own interesting sentences.

year



clear



appear



Name: _____

Instructions: Use the words in the speech bubble to complete the sentences. Read the sentences to your partner.

meerkats cheer deer steer

1. We all _____ for our team mates.
2. Dad had to _____ the car.
3. A _____ is an animal like an antelope.
4. _____ are very cute little animals.



Instructions: Read the syllables and then write the whole word. Read the paragraph and answer the question in your exercise book.

vol/un/teer = _____

When you volunteer, you do something when you don't have to and you do not expect any pay. At home, you might volunteer to do the sweeping, or clean your room. Some grown-ups volunteer to do jobs and they don't get paid. It is good to volunteer your time.

1. Find and circle the word 'volunteer' in the paragraph.
2. Do you volunteer to do jobs at home? What do you volunteer to do?

Name: _____

Note: If a /ch/ sound comes right after a short vowel, we usually use the letters 'tch' to spell the word (e.g., catch). Otherwise, we use the letters 'ch' (e.g., peach, lunch).

Instructions: Add 'ch' or 'tch' to the words below. Write the words again. Read the words.

Add 'ch'	Add 'tch'
pea_____	ma_____
ben_____	swi_____
mar_____	clu_____
tor_____	stre_____
coa_____	ha_____

Instructions: Complete the words below by adding the letters 'ch' or 'tch'. Read the words to a partner.

rea_____	scra_____	lun_____	fe_____
sti_____	pin_____	bea_____	pa_____

Instructions: Read each sentence. Circle the word with the correct spelling. Write the word on the line.

- Can you (cach / catch) the ball? _____
- My foot was starting to (itch / ich). _____
- Bill can (reach / reatch) the top shelf. _____
- I saw a chick (hach / hatch) from an egg. _____
- The girl was sitting on the (bentch / bench). _____
- Please (switch / swich) on the light. _____
- Gabby was eating a (peatch / peach). _____

Name: _____

Instructions: Join the word parts to make words. Write the words. Read the words.

ac fic men cau tion

Instructions: Choose the correct word and write it in the blank.

1. Adding two or more numbers is called _____ (addition/station).
2. I used _____ (caution/mention) when going up a ladder so I didn't get hurt.
3. A made-up story is called _____ (mention/fiction).
4. I went in the wrong _____ (fraction/direction) and got lost.
5. We waited a long time at the train _____ (injection/station) for the train to come.

Instructions: Complete the words by adding 'tion'. Read the words. Use the words to complete the sentences.

- | | |
|----------------|----------------|
| 1. frac _____ | 4. suc _____ |
| 2. pollu _____ | 5. injec _____ |
| 3. sta _____ | 6. ac _____ |

- I went to the doctor to get an _____.
- Smoke from fires can cause air _____.
- I caught my train at the _____.

Hist!

By C.J. Dennis

Hist! Hark!
The night is very dark,
And we've to go a mile or so
Across the Possum Park.
Step light,
Keeping to the right;
If we delay, and lose our way,
We'll be out half the night.
The clouds are low and gloomy. Oh!
It's just begun to mist!
We haven't any overcoats
And – Hist! Hist!

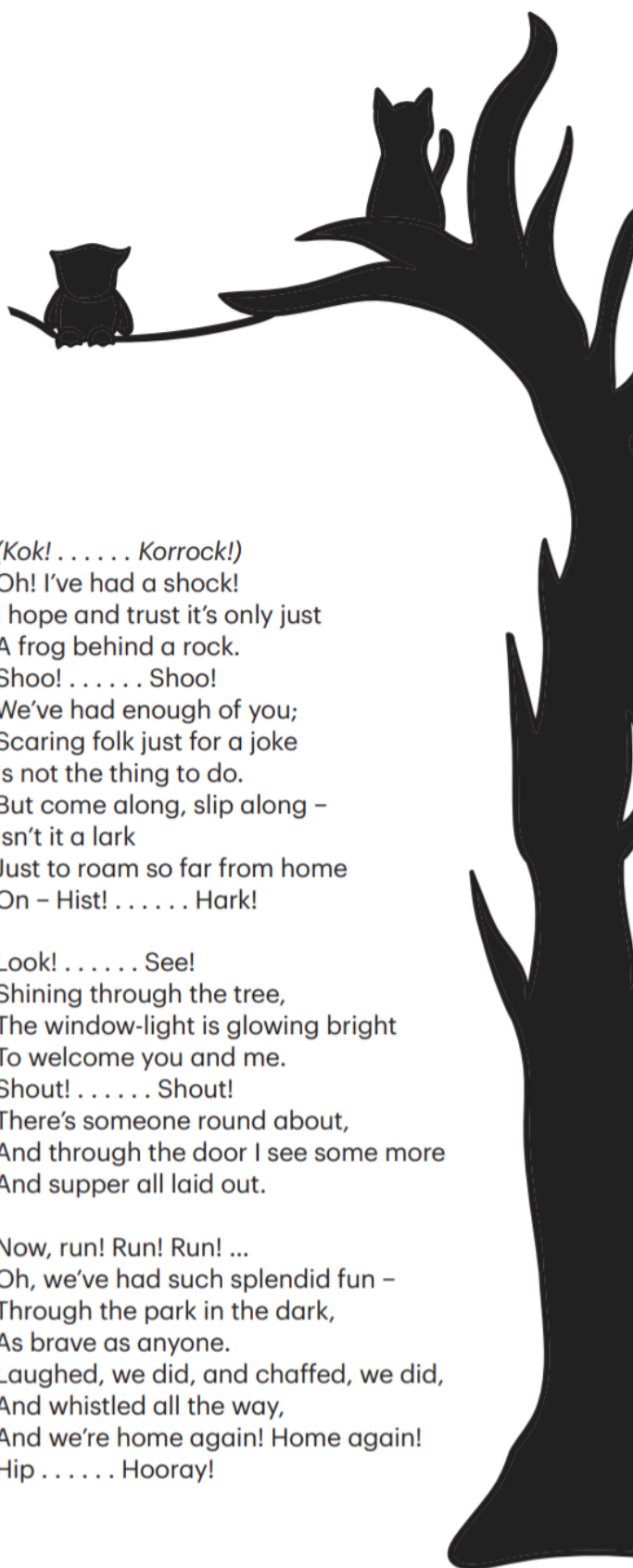
(Mo poke!)
Who was that that spoke?
This is not a fitting spot
To make a silly joke.
Dear me!
A mopoke in a tree!
It jarred me so, I didn't know
Whatever it could be.
But come along; creep along;
Soon we shall be missed.
They'll get a scare and wonder where
We – Hush! Hist!

Ssh! Soft!
I've told you oft and oft
We should not stray so far away
Without a moon aloft.
Oo! Scat!
Goodness! What was that?
Upon my word, it's quite absurd,
It's only just a cat.
But come along; haste along;
Soon we'll have to rush,
Or we'll be late, and find the gate
Is – Hist! Hush!

(Kok! Korrock!)
Oh! I've had a shock!
I hope and trust it's only just
A frog behind a rock.
Shoo! Shoo!
We've had enough of you;
Scaring folk just for a joke
Is not the thing to do.
But come along, slip along –
Isn't it a lark
Just to roam so far from home
On – Hist! Hark!

Look! See!
Shining through the tree,
The window-light is glowing bright
To welcome you and me.
Shout! Shout!
There's someone round about,
And through the door I see some more
And supper all laid out.

Now, run! Run! Run! ...
Oh, we've had such splendid fun –
Through the park in the dark,
As brave as anyone.
Laughed, we did, and chaffed, we did,
And whistled all the way,
And we're home again! Home again!
Hip Hooray!



Zoo Detective!

Use the clues below and see if you can find what the mystery animal is?



Clue 1	This animal sleeps standing up.
Clue 2	A group of these animals is called a 'dazzle'.
Clue 3	They are herbivores and spend most of their time eating grass.
Clue 4	In the wild they can live up to 20 years and 40 years in a Zoo.
Clue 5	These animals are known for their white and black (or brown) patterned coats.
The animal is a...	(If you are still not sure the link below will help you)

Now that you know what the animal is can you find and write 2- 5 extra clues (facts) that would help describe the animal???

You can use this link in the framework to help you with your research if you need.

You can use this box to write your clues.

My Animal Report Outline



INTRODUCTION

1

APPEARANCE

2

FOOD/HUNTING

3

BEHAVIOUR

4

ADAPTATIONS

5

THREATS

6

REPRODUCTION

7

JAW DROPPING FACTS

8

Organising My Research



My Topic

FACT ONE

FACT TWO

FACT THREE

FACT FOUR

Where I found my facts:

Why should we know about the weather?

1

WHAT DO YOU THINK?

Why should we know about the weather?

What do you do when it's sunny?

What is your favourite type of weather?

How does the weather affect what we wear?

What do you do when it's raining?



8 There are many words we can use to talk about the weather.

Write or draw everything you know about the weather inside the cloud.





LET YOUR IMAGINATION RUN WILD!

FANTASY NARRATIVE WRITING PROMPTS

Roll a dice and use the writing prompt to help you write a narrative or descriptive paragraph.



You see a large opening in a tree, you decide to see what's inside...
Tell this story.



Legend goes that there is secret world which you can only access through a magical mirror. You think you may have seen this mirror in your attic...
Tell this story.



You find a magical map in your attic. The map shows the location of a moving target. One day that target appears in your back yard. What do you do?
What happens next?



A boy helps out an old lady, in return he is given magical powers. Will he use the powers for good or evil.
Tell his story.



You find an injured stray black cat on your way from school, you decide to nurse it back to health. But soon find out that it has magical powers.



As you walk through a dark forest, trees whisper warnings "turn away now!" What do you do? What happens next?

Writing- Let your imagination run wild (Thursday)

A rectangular writing area enclosed by a hand-drawn wood-grain border. Inside the border, there are 20 vertical lines that divide the space into columns. On the left side, there is a single vertical line that is slightly longer than the others, positioned about one-third of the way down from the top. In the top right corner, there is a small logo that reads "Teach Tuff" with a small graphic of a book or notepad next to the text.

Natural Resources – What Are They?

Natural resources are materials or substances produced by the natural environment. They contain raw materials which occur naturally (they cannot be made by humans).

Earth's natural resources include sunlight, air, plants, water, animals, soil, minerals, metals and fossil fuels.

Some natural resources are vital for human survival. Others are used to make our lives seemingly easier.



© teachstarter

Earth's natural resources can be sorted into groups. Draw one resource that you saw in the video and tick the category it belongs to.

☐

Living things

☐

Water

☐

Air and Wind

☐

Rocks, Soil and Minerals

A large, empty rectangular box with a thin black border, intended for a student to draw a natural resource.

Name: _____

My Rabbit

Name: My rabbit is called _____

Appearance: _____ has _____

and _____

He/She has _____

and _____

Clothing: He/She wears _____

Personality: _____ is _____

Hobbies: He/She likes _____

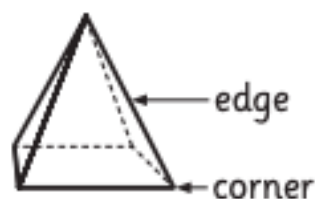
3D space – faces, edges and corners

Edges are formed when 2 **faces** meet.

Corners are formed when 2 or more edges meet.

This square pyramid has 5 **faces**.





It has 8 **edges** and 5 **corners**.



You will need:  a partner  classroom objects

What to do:

Your task is to investigate the faces, edges and corners of some common classroom or household objects. Record the number of each to finish the fact files.

			
<input type="text"/> faces	<input type="text"/> faces	<input type="text"/> face	<input type="text"/> faces
<input type="text"/> edges	<input type="text"/> edges	<input type="text"/> edges	<input type="text"/> edges
<input type="text"/> corners	<input type="text"/> corners	<input type="text"/> corners	<input type="text"/> corners

What to do next:

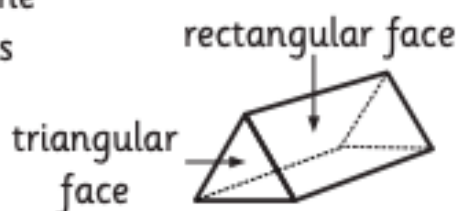
Draw lines to join the objects with their matching solids below.



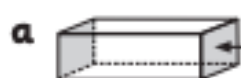
3D space – prisms

Prisms have 2 **identical end faces**. All the other faces are always **rectangles**. Prisms are named according to their end faces.

The end faces of this prism are triangles so we call it a **triangular prism**.



- 1 Look at the end faces of these solids. Choose words from the box to finish the statements.



a My end faces are _____.
I am a _____ prism.



b My end faces are _____.
I am a _____ prism.



c My end faces are _____.
I am a _____ prism.

hexagons
hexagonal
pentagons
pentagonal
rectangles
rectangular

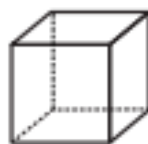
This is a rectangular prism even though its faces are square.

Do you know why?

It's because squares are actually part of the rectangle family.

- 2 Let's look at this shape some more.

a We sometimes call it another name.



Do you know what it is? _____ u _____ e

b What are some real life objects shaped like it?

3D space – pyramids

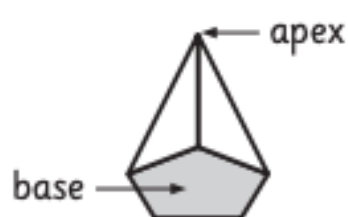
Pyramids have one base. The **base** always has straight sides.

The other faces are always **triangles**.

The triangular faces meet at the **apex**.

Pyramids are named after their bases.

This is a **pentagonal pyramid**.



1 Match the pyramids to their labels.




hexagonal
pyramid


square
pyramid


pentagonal
pyramid


rectangular
pyramid

2 Use real solids to help you finish the fact stories, or can you find a rule to help you?


a  A square pyramid
has a square
base which has 4 sides.
It has 4 triangular faces.

b  A pentagonal pyramid
has a _____
base which has _____ sides.
It has _____ triangular faces.

c  A hexagonal pyramid
has a _____
base which has _____ sides.
It has _____ triangular faces.

d  A rectangular pyramid
has a _____ base
which has _____ sides. It has
_____ triangular faces.

The Rainbow Fish Counting




How many yellow scales can you count?



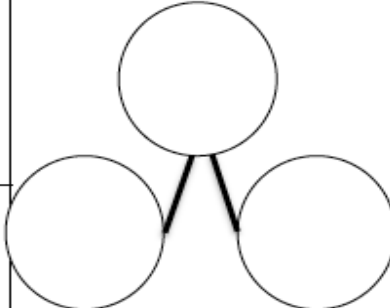
How many orange scales can you count?


How many green scales can you count?

How many pink scales can you count?

How many purple scales can you count?



+1	-1	+10	-10	WORD				
TENS FRAMES 	BASE TEN BLOCKS 	PLACE VALUE <table border="1" data-bbox="958 528 1256 735"> <tr> <td>TENS</td><td>ONES</td></tr> <tr> <td> </td><td> </td></tr> </table>	TENS	ONES			EXPANDED FORM	ODD/EVEN
TENS	ONES							
TALLY	NUMBER OF THE DAY			NUMBER BOND 				
	WORD PROBLEM							

+1	<p style="text-align: center;">BASE TEN BLOCKS</p> 		DOUBLE THE NUMBER						
-1			EXPANDED FORM						
-10									
-10									
+100	<p style="text-align: center;">PLACE VALUE</p> <table border="1" style="width: 100%; text-align: center;"> <tr> <td style="width: 33%;">H</td> <td style="width: 33%;">T</td> <td style="width: 33%;">O</td> </tr> <tr> <td style="height: 40px;"></td> <td></td> <td></td> </tr> </table>	H	T	O				NUMBER OF THE DAY	MAKE THE BIGGEST NUMBER WITH THE DIGITS
H		T	O						
-100									
ROUND TO NEAREST 100	ODD/EVEN		<p style="text-align: center;">NUMBER PATTERN USING THE NUMBER</p> <div style="display: flex; justify-content: center; align-items: center; gap: 10px;"> <div style="border: 1px solid black; width: 40px; height: 40px; display: flex; align-items: center; justify-content: center;"> </div> <div style="font-size: 24px;">,</div> <div style="border: 1px solid black; width: 40px; height: 40px; display: flex; align-items: center; justify-content: center;"> </div> <div style="font-size: 24px;">,</div> <div style="border: 1px solid black; width: 40px; height: 40px; display: flex; align-items: center; justify-content: center;"> </div> <div style="font-size: 24px;">,</div> <div style="border: 1px solid black; width: 40px; height: 40px; display: flex; align-items: center; justify-content: center;"> </div> <div style="font-size: 24px;">,</div> <div style="border: 1px solid black; width: 40px; height: 40px; display: flex; align-items: center; justify-content: center;"> </div> </div>						
ROUND TO NEAREST 10	ADDITION NUMBER SENTENCE		SUBTRACTION NUMBER SENTENCE						

+1	-1	+10	-10	+100	-100	+1000	-1000	WORD
ODD/EVEN		ADDITION OR SUBTRACTION NUMBER SENTENCE	PLACE VALUE		EXPANDED FORM		ROUND TO NEAREST 10 ROUND TO NEAREST 100 ROUND TO NEAREST 1000	
			TH	H				
HALF		NUMBER OF THE DAY						DOUBLE
		WORD PROBLEM						



Home Learning Music Activities K-6 By Mrs Razay



Here is a collection of music activities you can do while learning at home. You could take a photo, do a short video, record the sound or write about your experience. You may also choose or create your own music learning activities, but be sure to share your ideas with your classroom teacher. As for Kindergarten students you can use any musical app on your iPad or parents iPhone with parental permission.

Chair Drumming. Use some chopsticks or straight sticks from the garden. Drum along to your favourite songs. Listen carefully to keep the beat.



Audio Recording. Use a computer, Ipad or tablet recording program such as 'GarageBand' to create a soundtrack. Use sounds from around the house. Make sure there is a steady pulse. (GarageBand is free to download, and you know how to use it!)



Play an Instrument. Play an instrument you are familiar with or try another one you have at home. Use music we have played in school or find songs on the internet.



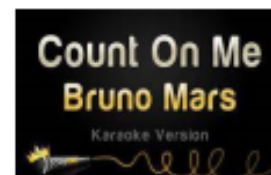
Write a song. Put some chords you know into a pattern. Add some lyrics. You can sing or rap a poem or story to your chord pattern. You could sing or rap your own words to an instrumental piece of music like a Karaoke backing track.




Make an Instrument with materials from around the home. (Make sure you get permission to use things.) It needs to have at least 5 different pitches/sounds. Play and record your instrument. My favourite is a spannerphone. What can you create?



Sing Karaoke. Search for your favourite song as a Karaoke version with lyrics. Sing along. Make sure you are in pitch and projecting your voice with clear diction (words).



Youtube learning. Watch music education videos from MusicK8.com and 'The Music show'. Teach someone about what you learn.



Music Project. Do some research about a musical style, a famous composer or your favourite music band or artist. Present it in Power Point with clips to share with the class. Or as a poster.



The Elements of Music. Create a poster, PowerPoint or video, to teach other students about the elements of music. Focus on one element each time. (Pitch, Duration, Dynamics, Structure, Texture, Beat, tone colour)

