



Surveyors Creek Public School

Framework for teaching online – Stage 1, Term 3 Week 6

Below is a learning schedule for you to follow. You will need access to a digital device to complete the following activities. You may need help from a parent/carer. You are also able to access Mathematics, Bug Club and any other website that your teacher has given you access to. Complete all activities in your Homework book or an exercise book. Write the date on your activities to keep track. Bring in your workbook on the day you're scheduled to attend school. Provided are the login details to access the Inquisitive programs.

Class To Do **inquisitive**

QR Code


Link
<http://inq.co/class/268i>

Access Code

5

1

6

3

Year 1

Spelling Words			Extension
lolly	empty	chimney	keyring
happy	easy	donkey	volleyball
safety	key	trolley	strawberry

Year 2










Spelling Words			Tricky words
won't	haven't	isn't	though
I'm	hadn't	doesn't	can't
didn't	you're	it's	don't

Monday 16/8/2021

Did you know? On this day in 2004 Australian swimmer **Ian Thorpe** won the men's 200m freestyle in Olympic record 1:44.71, giving him the 200/400m freestyle double at the Athens Olympics. How many years ago was that?





Morning	Middle	Afternoon
<p>English Sign into your Google Classroom using your DET email and password. Click on today's google slide assignment to view the tasks.</p> <p>Spelling Write your spelling words in a workbook or on a slide. Watch the InitiaLit video on the Google Slide. Complete the following worksheets. Year 1 - InitiaLit1 worksheet a Year 2 - InitiaLit2 worksheet a</p> <p>Handwriting Letter ' U' You can click on the video Letter Vv and complete the lesson OR Write a row of capital V and lowercase v in your book, then copy the tongue twister or make up your own. Then make a pattern using colour and the letter v at the end. Can you turn the V into a Violin? Vv Vv Vv Vv Vv Vv Vv Vv Vv Vv Vv Vv Vv Five vets driving a van down the very busy highway...vroom!</p> <p>Storybook Read or watch the story Zoo again. https://www.youtube.com/watch?v=T07u0AggVsg Use the Take the Ladder template (attached below) to help write a summary of the story. Think about what the six main events in the story could be by asking: <ol style="list-style-type: none">1. Where was the family going at the beginning of the story?2. What animals did they see in the morning?3. What did they do for lunch?4. What animals did they see next?5. What animals did they see last?6. Where did they go at the end of the story and what happened that night? Once you have reread the story and thought about the 6 main events, complete the Take the Ladder template attached.</p>	<p>Mathematics Number of the Day Level 1 - 93 Level 2 - 393 Level 3 - 2393</p> <p>Problem At Zoe's party, the children played musical chairs. 9 children played the first game but there were only 6 chairs. How many missed out on a chair? Show how you worked it out.</p> <p>6 children played the next game with some chairs. When the music stopped, 2 children missed out on chairs. How many chairs were there? Show how you worked it out.</p> <p>Extension Year 2 was having a mini sports day. The students were trying to hit a target with a ball. In the first round, 13 students missed the target and 26 students hit it. How many students were playing? Show how you worked it out.</p> <p>In the second round, 25 students threw a ball at the target. 12 hit the target. How many students missed the target? Show how you worked it out.</p> <p>32 students played in the third round. Some students missed the target. 11 students hit it. How many students missed the target? Show how you worked it out.</p>	<p>Dance This week you will think about all of the ways you have been using your bodies when dancing. Dancing uses our whole body to create movements. Think about the way your arms, legs, hips and even your heads move while you dance.</p> <p>Today you will pick your favorite disney song and create a dance to it. Think about the music and if your movements match? Are they sad and slow, happy and fast, adventurous or unsure?</p> <p>Practice your dance and then video to show the class or perform in front of your family. You can choose one of the following or pick your own disney song.</p> <p><i>Under the sea - the little mermaid</i></p> <p><i>Let it go - Frozen</i></p> <p><i>I'll make a man out of you - Mulan.</i></p> <p>Or pick your own - type disney music into youtube to find your song!</p>

Did you know? On this day in 2008, the **Australian** women's 4 x 100m medley relay team of Emily Seebohm, Leisel Jones, Jessicah Schipper & Libby Trickett upset the United States to win the gold medal in world record 3:52.69 at the Beijing Olympics.


Morning	Middle	Afternoon													
<p>English</p> <p>Sign into your Google Classroom using your DET email and password. Click on the slide assignment to view the tasks.</p> <p>Spelling</p> <p>Write your spelling words in a workbook or on a slide. Choose 2-4 words and write them in an interesting sentence or sentences. Remember capital letters and full stops. Remember your sentences must make sense.</p> <p>Comprehension - Inferring from a Text</p> <p>We have covered how to infer what people are feeling from pictures. This week we will learn how to infer what a character may be feeling from a text. Watch the following youtube clip on making an inference. https://www.youtube.com/watch?v=7NXHO66Hw18</p> <p>Read the attached text, Zara, and see if you can work out what Zara is feeling.</p> <table><tr><td>1. What do you think Zara is feeling?</td><td>2. How do you know?</td></tr><tr><td>2. Have you ever felt this way?</td><td>3. Have you ever felt this way?</td></tr><tr><td>4. What happened?</td><td></td></tr></table> <p>Read the attached text, Nina, and see if you can work out what Nina is feeling.</p> <table><tr><td>1. How do you think Nina is feeling?</td><td>2. How do you know?</td></tr><tr><td>3. What did Nina do wrong?</td><td>4. Is Zara still angry?</td></tr></table> <p>Writing: Informative Texts</p> <p>With the information you have learnt about Koalas fill in the Koalas worksheet:</p> <p>Koalas CAN, Koalas ARE and Koalas HAVE...</p> <p>Use the facts you have learnt about Koalas in your writing. You can write your information/facts in dot points or you can write a small sentence. If you need extra information click on the link to assist you with your research Koala Research</p>	1. What do you think Zara is feeling?	2. How do you know?	2. Have you ever felt this way?	3. Have you ever felt this way?	4. What happened?		1. How do you think Nina is feeling?	2. How do you know?	3. What did Nina do wrong?	4. Is Zara still angry?	<p>Mathematics</p> <p>Number of the Day</p> <p>Level 1 - 68 Level 2 - 468 Level 3 - 4568</p> <p>Problem</p> <p>How many children will not get a cake to eat?</p> <table><tr><td><p>6 children</p><p>How many missed out?</p></td><td><p>8 children</p><p>How many missed out?</p></td><td><p>10 children</p><p>How many missed out?</p></td></tr></table> <p>Zoe made 5 lolly bags for her party. How many more does she need if there are 8 children at the party?</p> <p>How many more does she need if there are 5 children at the party?</p> <p>How many more does she need if there are 10 children at the party?</p> <p>Extension</p> <p>At the mini sports day, the students were having sack races. There were 12 sacks in total.</p> <p>How many students missed out on a sack in each of the following groups?</p> <p>Group 1 had 20 students. How many missed out?</p> <p>Group 2 had 18 students. How many missed out?</p> <p>Group 3 had 23 students. How many missed out?</p> <p>Group 4 had 11 students. How many missed out?</p> <p>Show your working out.</p>	<p>6 children</p>  <p>How many missed out?</p>	<p>8 children</p>  <p>How many missed out?</p>	<p>10 children</p>  <p>How many missed out?</p>	<p>Geography - Features of Places</p> <p>Lesson 2 (cont) - Activities in Places</p> <p><u>Focus Question</u>: What can we do in places?</p> <ul style="list-style-type: none">Follow the link to log into the Inquisitive website http://inq.co/class/7YMYH (Access Code:7970)Follow the directions on the maze to find the way to the school.A story map can tell a story about a journey. View Jac's story map.Draw your own story map for a day on the weekend.
1. What do you think Zara is feeling?	2. How do you know?														
2. Have you ever felt this way?	3. Have you ever felt this way?														
4. What happened?															
1. How do you think Nina is feeling?	2. How do you know?														
3. What did Nina do wrong?	4. Is Zara still angry?														
<p>6 children</p>  <p>How many missed out?</p>	<p>8 children</p>  <p>How many missed out?</p>	<p>10 children</p>  <p>How many missed out?</p>													

Wednesday 18/8/2021

Did you know? On this day in 2016 Jamaica's **Usain Bolt** won the gold medal in the men's 200m for the 3rd successive Summer Olympics, recording a time of 19.78 in Rio de Janeiro.

Morning	Middle	Afternoon
<p>English Sign into your Google Classroom using your DET email and password. Click on today's google slide assignment to view the tasks.</p> <p>Spelling Write your spelling words in a workbook or on a slide. Complete the following worksheets. Year 1 - InitiaLit1 worksheet b Year 2 - InitiaLit2 worksheet b</p> <p>Reading Read a book/books of your choice for 20 min. OR Go to Bug Club and read. https://www.activelearnprimary.com.au/login?c=0</p> <p>Writing: Informative texts Fact or Opinion Look at the fact and opinion sorting activity, read the FACT or OPINION sentence and determine where each sentence will go. Cut each sentence out and glue it in the correct column. Remember... Facts are statements that we know to be true. An opinion is what you think about something.</p>	<p>Mathematics Number of the Day Level 1 - 48 Level 2 - 348 Level 3 - 3448</p> <p>Problem These are the children at Zoe's party.</p> <p>6 girls </p> <p>3 boys </p> <p>How many more girls were there than boys? Show how you worked it out. Write a number sentence you could use to solve this problem.</p> <p>Extension At the end of the mini sports day, the students had a picnic lunch. There were 21 girls and 35 boys at the picnic. How many more boys were there than girls? Show how you worked it out.</p>	<p>Health Watch this story about rest and mindfulness: Mindful Monkey, Happy Panda by Lauren Alderfer https://www.youtube.com/watch?v=5nsySCMH36s Why was Panda so happy? How did he help Monkey? In the beginning, why do you think Monkey wasn't as happy as Panda, even though he was doing the same things? What could we do to help us be happy like Panda? What makes you feel sleepy? Why is it important to get a good amount of sleep/rest?</p> <p>Creative Arts Create a masterpiece using natural materials found outside (leaves, sticks, sand etc.) Once you have created your work of art be sure to take a photo and share with your google classroom or class.</p>  

Did you know? On this day in 2004 Australian swimmer **Jodie Henry** recorded 53.84 to win the 100m freestyle gold medal ahead of Dutch star Inge de Bruijn at the Athens Olympics.

Morning	Middle	Afternoon
<p>English Sign into your Google Classroom using your DET email and password. Click on today's google slide assignment to view the tasks.</p> <p>Reading Read a book/books of your choice for 20 min. OR Go to Bug Club and read. https://www.activelearnprimary.com.au/login?c=0</p> <p>Comprehension - Inferring from a Text We have been learning how to infer what a character may be feeling from a text. Rewatch the following youtube clip on making an inference. https://www.youtube.com/watch?v=7NXHO66Hw18 Using your inference detective skills complete the two worksheets attached on how Jed and Meera are feeling.</p> <p>Writing: Quick Writes Year 1 use the attached proforma for Quick Writes and Year 2 use the Year 2 document for your writing today. The 'quick writes' writing task allows you to use your own ideas and imagination to create your own scene, characters and story. You need to look at the pictures on the document and use them to guide your writing.</p> <ol style="list-style-type: none"> 1. What is in the picture? 2. What does the picture tell you is, has or will happen? 3. Can you make your story interesting with sentences or paragraphs? 4. Does your writing make sense, do you use interesting, high modality words? 	<p>Mathematics Number of the Day Level 1 - 78 Level 2 - 678 Level 3 - 5678</p> <p>Problem In the last game of musical chairs, there were 5 chairs. 2 people missed out on a chair when the music stopped. How many people were playing? Show how you worked it out.</p>  <p>Extension At the picnic, there were 43 mats to sit on. 13 students missed out on mats. How many students were at the picnic? or Show how you worked it out.</p>	<p>Science: Forces and Energy Lesson 3—Gravity</p> <p>Learning Intention: <i>identify gravity as a force that pulls objects towards Earth.</i></p> <ul style="list-style-type: none"> • Follow the link to log on to the Inquisitive website http://inq.co/class/7YMYH - (Access Code:7970) • Watch the video of the launch of some Hot Wheels cars • Read the information on page 4 and page 5. Answer the questions on each page. • Look at the pictures on page 5. What is being pulled down to the Earth in each picture? • Next week you will be completing an investigation to test the question: How can we use gravity to make the car go further? <u>You do not need to complete the investigation this week.</u> • Write a prediction about how you think you could make the car go further.

Friday 20/8/2021

Did you know? On this day in 1977 NASA launched the spacecraft Voyager 2 towards Jupiter, Saturn, Uranus and Neptune.

Morning	Middle	Afternoon
<p>English Sign into your Google Classroom using your DET email and password. Click on today's google slide assignment to view the tasks. Read each day if you can.</p> <p>Spelling Write your spelling words in a workbook or on a slide. Choose three words from your spelling list and use them to write three sentences. Try writing compound sentences for extension. A compound sentence is two smaller sentences joined by and, but, because etc. Example: "I threw the football but I missed the goals by a large distance. Year 1 - Complete the following worksheet: InitialLit1 worksheet c</p> <p>Storybook Read or watch the story Zoo again. https://www.youtube.com/watch?v=T07u0AggVsg Look back through the book and find all the words for 'said' that the author used. eg: told, asked, roared, snarled, snorted, jeered Create a word map on a large piece of paper. Note how some of the words are also sounds that animals make. Think about how authors choose their words carefully to influence how we feel about different characters, like the dad. (Lions roar, dingoes snarl, monkeys jeer, etc)</p> <p>Year 2 Grammar - Year 2 Adverbs: An adverb is a word used to tell more about a verb, and it almost always answers the questions how?, when?, where?, how often?, and in what way?. Words like slowly, loudly, carefully, quickly, quietly or sadly are all adverbs. Adverbs usually, but not always, end in -ly. Complete the worksheet attached or write your answers on the slide.</p>	<p>Mathematics Number of the Day Level 1 - 77 Level 2 - 677 Level 3 - 6677</p> <p>Maths Games Choose a game to play from the list: - Combinations to 20 (https://www.youtube.com/watch?v=C2Z43e05WP0&t=124s) - Trading Game - Wishball Hundreds https://education.abc.net.au/home#!/media/1387717/wishball-hundreds.htm - 101 and You're Out! https://sites.google.com/education.nsw.gov.au/get-mathematical-stage-1/contexts-for-practise/101-and-youre-out - Building Towers https://sites.google.com/education.nsw.gov.au/get-mathematical-stage-1/contexts-for-practise/building-towers - See this link for more games https://sites.google.com/education.nsw.gov.au/get-mathematical-stage-1/contexts-for-practise</p>	<p>Kitchen Garden Sign into the Kitchen Garden Google Classroom using your DET email and password. Complete the activities that Mrs. Firth has set for you. Access Code: m57aurc</p> <p>Library <i>Read and examine some of the history of Glenmore Park.</i> Mrs Burke recently visited a ruined home that was built by Sir John Jamison who owned the land that is now Glenmore Park. Look at the worksheets of the home. It shows what it used to look like and what it looks like now. Use the maps to look at how the area has changed.</p>

Name: _____

Instructions: Add 'y' and read the words. Draw a line to match the words to the picture.

Add 'y'

jell_____




pupp_____



cherr_____



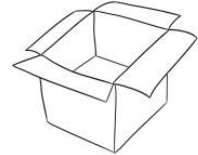
happ_____



tedd_____



loll_____



bab_____



empt_____



Instructions: Read the words. Read the sentences and fill in the correct word. Copy the first two sentences into your exercise book and draw a picture to match.

empty

dirty

funny

party

1. The jar is _____.
2. My shirt was _____ after I played soccer.
3. I hope you can come to my birthday _____.
4. My friend told a joke that was so _____.

Name: _____

Instructions: Add ‘ey’ and then read the word. Draw a line to match the word to the picture.





Add ‘ey’

donk _____

k _____

mon _____

chimn _____










hon _____

monk _____

turk _____

troll _____

Instructions: Read the words. Find the words in the Word Search (↓→↘).

hockey	j	r	h	o	c	k	e	y	m
key	q	o	j	d	i	g	h	k	f
kidney	k	k	c	x	z	y	o	j	u
jockey	e	b	n	k	i	d	n	e	y
valley	y	o	w	l	e	b	e	y	z
honey	v	a	l	l	e	y	y	x	l
money	e	g	w	m	o	n	e	y	c

Name: _____

Instructions: Read the words in the box. Choose the correct word to complete the sentences.

dirty happy sleepy cloudy smelly

There are a lot of clouds in the sky. Today is _____.

The bin smelled very bad. The bin is _____.

Danny wanted to go to bed. He is _____.

The dog has dirt all over his fur. He is _____.

Milly got the present she wanted for her birthday. She is _____.

Instructions: Rewrite the sentences in the correct order on the line below. Circle the words ending with 'ey' or 'y'.

Our puppy is quite new fluffy.



the money. The cheeky monkey stole



into put the trolley. Please the honey



Name: _____

Instructions: Read the contractions in the box. Choose the contraction that matches the words and write it on the line.

can't	I'm	didn't	won't	I've	don't
-------	-----	--------	-------	------	-------

I am _____ will not _____

did not _____ I have _____

cannot _____ do not _____

Instructions: Read the sentences. Circle the contraction in each sentence. Write the words from the box that match each contraction. Write the contractions in your exercise book.

cannot	I have	did not	I am	do not	will not
--------	--------	---------	------	--------	----------

1. He didn't know the answer. _____ + _____

2. Maddy can't find her jumper. _____

3. I'm running late for school. _____ + _____

4. The puppy won't stop barking. _____ + _____

5. I've got plenty of food. _____ + _____

6. My brothers don't want to listen! _____ + _____

Instructions: Write your own sentences with the words below.

didn't _____

can't _____

Name: _____

Instructions: Read the contractions in the box. Choose the contraction that matches the words and write it on the line.

you're	that's	isn't	I'll	haven't	it's
--------	--------	-------	------	---------	------

I will _____ is not _____

have not _____ that is _____

you are _____ it is _____

Instructions: Read the sentences. Circle the contraction in each sentence. Write the words from the box that match each contraction. Write the contractions in your exercise book.

that is	I will	it is	you are	is not	have not
---------	--------	-------	---------	--------	----------

1. I'll ask the teacher tomorrow. _____ + _____

2. You're going to be late! _____ + _____

3. I haven't seen them around here. _____ + _____

4. That's your homework book! _____ + _____

5. It's my birthday today. _____ + _____

6. Luke isn't coming to the zoo. _____ + _____

Instructions: Write your own sentences with the words below.

you're _____

don't _____

Name: _____

Storybook: _____

Take the Ladder!

FINISH!

START!

6. (Finally, ...)

5. (After that, ...)

4. (Then, ...)

3. (Next, ...)

2. (Then, ...)

1. (First, ...)

Zara

Zara's face was red. She folded her arms and shouted at her sister, Nina, "I'm not going to play anymore." Zara walked away and slammed the door on the way out.

Nina

Zara's sister, Nina, knew that she had done the wrong thing. She had not been fair to Zara during the game. Nina told Zara that she was sorry she hadn't let Zara have a turn. The sisters agreed to start the game again.

Inferring Feelings


Jed

Jed could hear yapping coming from the cardboard box. Jed looked over at his mum and dad with wide eyes.

"Oh wow!" said Jed as he opened the box. "I wasn't expecting a puppy for my birthday!"

How was Jed feeling? _____

How do you know?



Meera

Meera remembers the first time she tried rock climbing. Her knees were shaking as she stared at the rock wall. She felt her heart pounding, and she wanted to run home.

Now Meera is pleased that she stayed because rock climbing has become her favourite sport.

How did Meera feel when she first tried rock climbing?

How do you know?



Koalas

Koalas can...



Koalas have..












Koalas are...



Fact and Opinion

Cut out these facts and opinions about creepy crawlies. Sort and glue each sentence under the correct heading.

Fact	Opinion
	



twinkl

visit [twinkl.com.au](https://www.twinkl.com.au)

twinkl Quality Standard Approved

Fact or Opinion (Wednesday)

Spiders are scary. <small>twinkl.com</small>	Spiders have eight legs. <small>twinkl.com</small>
Caterpillars turn into butterflies. <small>twinkl.com</small>	Butterflies are so beautiful. <small>twinkl.com</small>
Ladybirds are very friendly. <small>twinkl.com</small>	Ladybirds eat aphids. <small>twinkl.com</small>
Stick insects can regrow broken limbs. <small>twinkl.com</small>	Stick insects are the best at hiding. <small>twinkl.com</small>
Grasshoppers have two pairs of wings. <small>twinkl.com</small>	Grasshoppers are mean and nasty. <small>twinkl.com</small>

Year 1 - Quick Writes



Year 2- Quick Writes



Name: _____

Adverbs


Instructions: Read the sentences. Choose the adverb that best fits each sentence and write it on the line. Write your own sentences in an exercise book with each adverb.

1. The children were shouting _____ (loudly / quietly).
2. Karen walked _____ (shyly / boldly) onto the stage, with a big smile on her face.
3. Peter whacked the ball _____ (weakly / powerfully) over the fence.

Instructions: Two adverbs are provided to complete each sentence below. Choose the adverb that you want to use and write it on the line. Then add at least one more sentence to continue the story.

1. Joan looked out the window _____.



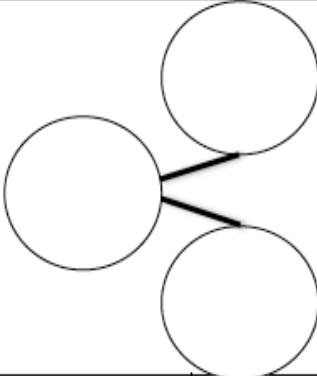
• sadly
• excitedly



2. Chris tied his dog's leash _____ to the post.

• tightly
• loosely



+I	-I	+IO	-IO	WORD				
TENS FRAMES 	BASE TEN BLOCKS 	PLACE VALUE <table border="1" data-bbox="512 866 721 1160"><tr><td>TENS</td><td>ONES</td></tr><tr><td></td><td></td></tr></table>	TENS	ONES			EXPANDED FORM	ODD/EVEN
TENS	ONES							
TALLY	NUMBER OF THE DAY			NUMBER BOND 				
WORD PROBLEM								

<div data-bbox="172 1733 209 1771" data-label="Text">+1</div>	<div data-bbox="165 990 193 1247" data-label="Text">BASE TEN BLOCKS</div> <div data-bbox="193 647 762 1594" data-label="Image"> </div>	<div data-bbox="172 255 261 517" data-label="Text">DOUBLE THE NUMBER</div>				
<div data-bbox="328 1733 365 1771" data-label="Text">-1</div>		<div data-bbox="480 210 523 562" data-label="Text">EXPANDED FORM</div>				
<div data-bbox="483 1724 520 1785" data-label="Text">-10</div>						
<div data-bbox="639 1724 676 1785" data-label="Text">-10</div>						
<div data-bbox="796 1702 833 1800" data-label="Text">+100</div>	<div data-bbox="796 1240 885 1536" data-label="Text">PLACE VALUE H T O</div> <div data-bbox="914 1196 1043 1576" data-label="Form"> <table border="1"> <tr> <td></td> <td></td> <td></td> </tr> </table> </div>				<div data-bbox="796 651 839 1133" data-label="Text">NUMBER OF THE DAY</div>	<div data-bbox="796 188 855 584" data-label="Text">MAKE THE BIGGEST NUMBER WITH THE DIGITS</div>
<div data-bbox="952 1706 989 1800" data-label="Text">-100</div>						
<div data-bbox="1102 1637 1123 1868" data-label="Text">ROUND TO NEAREST 100</div>	<div data-bbox="1102 1279 1145 1498" data-label="Text">ODD/EVEN</div>	<div data-bbox="1102 262 1145 1050" data-label="Text">NUMBER PATTERN USING THE NUMBER</div> <div data-bbox="1155 288 1272 1039" data-label="Form"> <div></div>, <div></div>, <div></div>, <div></div>, <div></div> </div>				
<div data-bbox="1294 1630 1315 1874" data-label="Text">ROUND TO NEAREST 10</div>	<div data-bbox="1294 987 1331 1464" data-label="Text">ADDITION NUMBER SENTENCE</div>	<div data-bbox="1294 217 1331 770" data-label="Text">SUBTRACTION NUMBER SENTENCE</div>				

+1	-1	+10	-10	+100	-100	+1000	-1000	WORD	
ODD/EVEN		ADDITION OR SUBTRACTION NUMBER SENTENCE		PLACE VALUE		EXPANDED FORM		ROUND TO NEAREST 10 ROUND TO NEAREST 100 ROUND TO NEAREST 1000	
				<table><tr><td>TH</td><td>H</td><td>T</td><td>O</td></tr><tr><td></td><td></td><td></td><td></td></tr></table>					TH
TH	H	T	O						
HALF		NUMBER OF THE DAY						DOUBLE	
		WORD PROBLEM							



Home Learning Music Activities K-6 By Mrs Razay



Here is a collection of music activities you can do while learning at home. You could take a photo, do a short video, record the sound or write about your experience. You may also choose or create your own music learning activities, but be sure to share your ideas with your classroom teacher. As for Kindergarten students you can use any musical app on your iPad or parents iPhone with parental permission.


Chair Drumming. Use some chopsticks or straight sticks from the garden. Drum along to your favourite songs. Listen carefully to keep the beat.



Write a song. Put some chords you know into a pattern. Add some lyrics. You can sing or rap a poem or story to your chord pattern. You could sing or rap your own words to an instrumental piece of music like a Karaoke backing track.




Youtube learning. Watch music education videos from MusicK8.com and 'The Music show'. Teach someone about what you learn.



Audio Recording. Use a computer, Ipad or tablet recording program such as 'GarageBand' to create a soundtrack. Use sounds from around the house. Make sure there is a steady pulse. (GarageBand is free to download, and you know how to use it!)




Make an Instrument with materials from around the home. (Make sure you get permission to use things.) It needs to have at least 5 different pitches/sounds. Play and record your instrument. My favourite is a spannerphone. What can you create?



Play an Instrument. Play an instrument you are familiar with or try another one you have at home. Use music we have played in school or find songs on the internet.



Sing Karaoke. Search for your favourite song as a Karaoke version with lyrics. Sing along. Make sure you are in pitch and projecting your voice with clear diction (words).

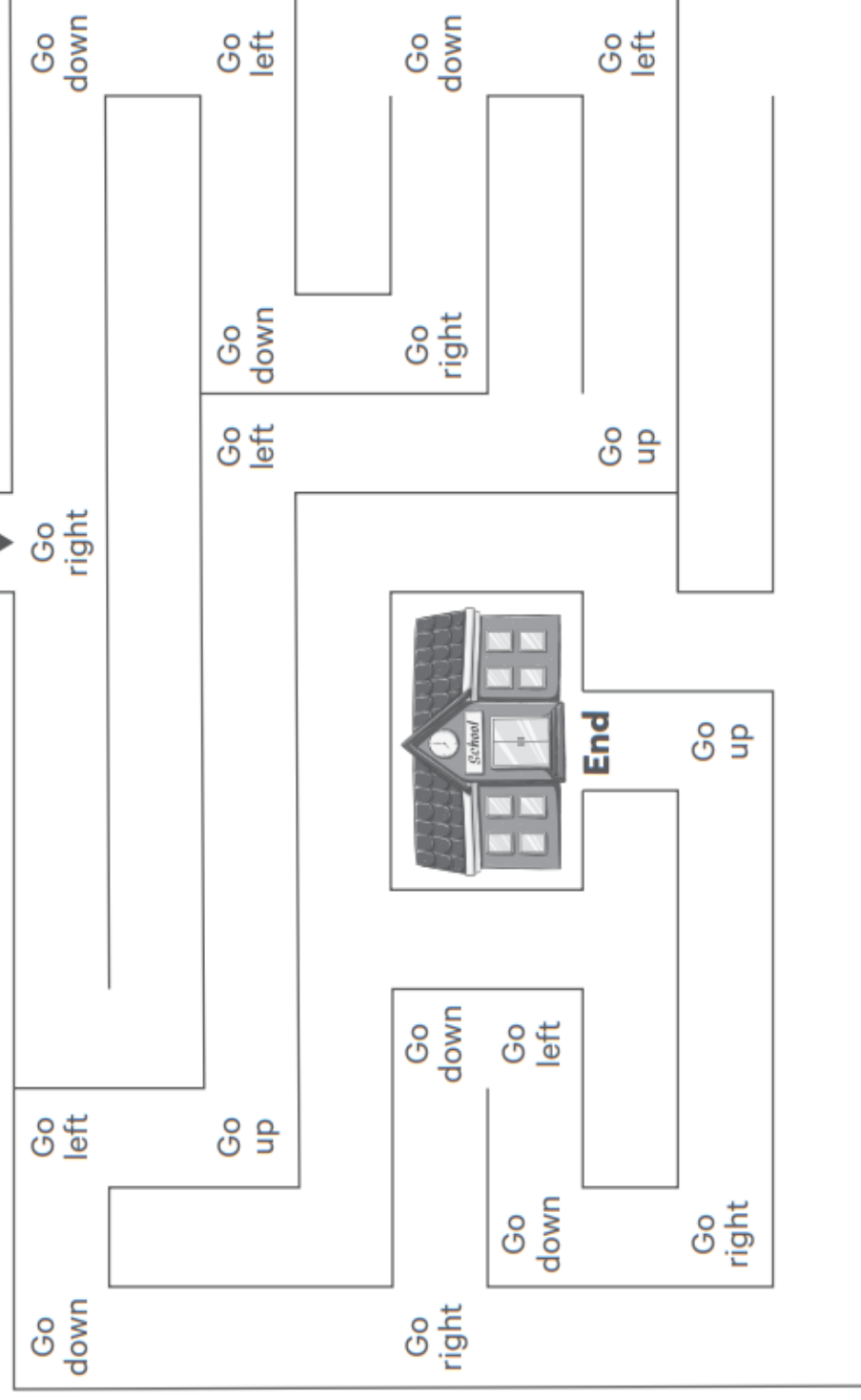
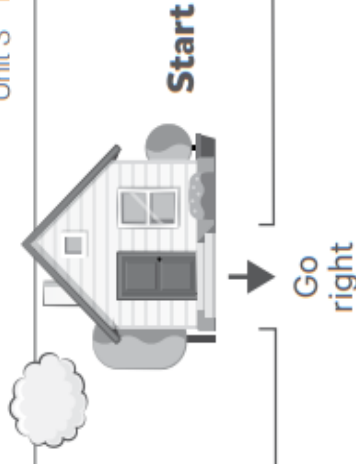


The Elements of Music. Create a poster, PowerPoint or video, to teach other students about the elements of music. Focus on one element each time. (Pitch, Duration, Dynamics, Structure, Texture, Beat, tone colour)



Follow the directions on the maze to find your way to the school.

7





8

A story map can tell a story about a journey.



Look at Jac's story map. Now draw your own story map for a day of the weekend.



Investigation

5

Question: How can we use gravity to make the car go further?



Predict: I think the car will go further if _____

Method: What I will do to test my prediction.

1. Put one end of the plank on a book.
2. Mark a starting line on the ramp.
3. Hold the car on the line then let it go.
Don't push it.
4. Measure the distance the car travelled from the end of the ramp.

Stage One History – Places, Past and Present

Mrs Burke took a walk near her house and found the ruins of a home built nearly 200 years ago. Regentville (or Regent Villa) was built by Sir John Jamison in 1823. The photos below show what it looked like in the 1830's. In 1869 it burned down. This is how it has changed.



Regentville in the 1830's




Regentville in the
1920's

The photos below were taken this week:



Glenmore Park - Then and Now

Glenmore Park has changed a lot over the years. Have a look at these photos and you will see some BIG changes.



Glenmore Park in 1986. There are no roads or houses. The only things we recognize are Caroline Chisholm H.S. and the Golf Club.

Glenmore Park
In 2000



And this is an aerial view of Glenmore Park today.

You can see the Golf Course in each photo.

