



# Surveyors Creek Public School

## Framework for teaching online – Stage 1, Term 3 Week 7

Below is a learning schedule for you to follow. You will need access to a digital device to complete the following activities. You may need help from a parent/carer. You are also able to access Mathematics, Bug Club and any other website that your teacher has given you access to. Complete all activities in your Homework book or an exercise book. Write the date on your activities to keep track. Bring in your workbook on the day you're scheduled to attend school. Provided are the login details to access the Inquisitive programs.

**Class To Do** **inquisitive**

QR Code  


Link  
<http://inq.co/class/268i>

Access Code  

5

1

6

3

### Year 1



Spelling Words		Extension	Tricky words
smelly	cloudy	unhappy	before
bossy	frosty	slippery	after
slowly	crunchy	silvery	these

### Year 2


Spelling Words		Extension	Tricky words
bubble	crumble	example	around
candle	puzzle	vegetable	could
giggle	jungle	people	couldn't

Monday 23/8/2021

Did you know? On this day in **2008** Australian diver **Matthew Mitcham** won the men's 10m platform gold medal with final dive at the Beijing Olympics and achieved the highest score for an individual dive in Olympic history (112.10)

Morning	Middle	Afternoon
<p><b>English</b> Sign into your Google Classroom using your DET email and password. Click on today's google slide assignment to view the tasks.</p> <p><b>Spelling</b> Write your spelling words in a workbook or on a slide. Watch the InitiaLit video on the Google Slide. Complete the following worksheets. Year 1 - InitiaLit1 Lesson 98 a Year 2 - InitiaLit2 Lesson 64 a</p> <p><b>Handwriting - Letter W</b> Ww Ww Ww Ww Ww Ww Ww Ww Ww ww Wayne went to Wales to watch walrus. Draw a walrus using the letter W or make your own design. OR..... Click on <a href="#">LetterW</a> and complete the lesson.</p>  <p><b>Storybook: "Something Wonderful"</b> <b>Before the story... Ask:</b> Do you like to know how things work? Have you ever taken something apart or done an experiment at home to find out something interesting? 2. Look at the cover picture to make a prediction. Ask: What can you see? What do you think this story might be about?</p> <p><b>Listen to the story.</b> <a href="https://www.youtube.com/watch?v=UMu-eidAfO0">https://www.youtube.com/watch?v=UMu-eidAfO0</a></p>	<p><b>Mathematics</b> <b>Number of the Day</b> Number of the Day Stage One - 28 Number of the Day Extension - 328 Number of the Day Extension - 1328</p> <p><b>Problem</b> Some things are possible. This means that they could happen. Some things are impossible. This means that they could not happen. Tara went to the library at lunchtime. Here are some things she saw and did while she was there. Draw a cross on the things that are impossible.</p> <ul style="list-style-type: none"><li><input type="checkbox"/> A frog was reading a book.</li><li><input type="checkbox"/> Tara used a computer to play a game.</li><li><input type="checkbox"/> There were no books in the library</li><li><input type="checkbox"/> The librarian read a book to her.</li><li><input type="checkbox"/> Tara found a book that she liked.</li></ul> <p>Draw or write about something else that is impossible.</p> <p><b>Extension</b> School Sports Day is tomorrow and all classes are getting ready. Read the stories that are about things that might happen or are impossible and will not happen. Cut out the stories on the attached <i>Appendix 5: Chance Worksheet</i> and sort them into the two groups. Things that might happen can be sorted into two groups. Things that are likely to happen and things that are unlikely to happen.</p>	<p><b>Health</b> <b>Places that help us to be healthy, safe and active</b> 1. Discuss places in the community and at school where you can either play, be active or engage in mindfulness or rest. Examples might include the Nepean River Walk, the outdoor exercise machines in Glenmore Park, our school sandpit with shade sail or the school library. Who uses these places? How is each place used? What features do these places have? 2. Design a place you would like to have at school or in the community that could help you and others to stay healthy, safe and/or active. Will it be a quiet place or an active place? What equipment or features will it have? Who will use it?</p> <p><b>Dance</b> <b>Warm up:</b>  <b>ZUMBA KIDS - Electronic Song - Minio...</b></p> <p><b>Cha Cha Slide - direction</b> <a href="https://www.youtube.com/watch?v=l1gMUbEAUFw">https://www.youtube.com/watch?v=l1gMUbEAUFw</a> <b>Cotton Eye Joe - Direction &amp; Movement</b> <a href="https://www.youtube.com/watch?v=GJJYTWxSVM4">https://www.youtube.com/watch?v=GJJYTWxSVM4</a></p> <p><b>Enjoy!</b></p>

Did you know? On this day in **1994**, Australian **Kieren Perkins** swam a world record 1500m freestyle (14:41.66). He also swam a world record 800m freestyle in 7:46.00.

Morning	Middle	Afternoon
<p><b>English</b> Sign into your Google Classroom using your DET email and password. Click on the slide assignment to view the tasks.</p> <p><b>Spelling</b> Write your spelling words in a workbook or on a slide. Choose 2-4 words and write them in an interesting sentence or sentences. Remember capital letters and full stops. Remember your sentences must make sense. Example: ' <b>A slippery, smelly eel, wriggled and jiggled out of my hands and splashed into the cool stream.</b> ' I used 2 spelling words and lots of interesting descriptive words. (adjectives and adverbs.)</p> <p><b>Reading / Comprehension / Writing-</b> Watch 'Something Wonderful' again and answer these questions. <a href="https://www.youtube.com/watch?v=UMu-eidAfO0">https://www.youtube.com/watch?v=UMu-eidAfO0</a></p> <p><b>Year 1 Complete the first 3 questions / Year 2: 1-5.</b> 1. What do you think Sam is finding out about feathers by chasing them? 2. What is Sam busy doing instead of his chores? What problem does this cause? 3. Have you been on a see-saw? What happens when you are on a see-saw with a grown-up? Why? 4. What does Sam's dad want him to do? 5. Why does Sam drop the egg?</p> <p><b>Writing - Quick Writes</b> Year 1 use the attached proforma for Quick Writes and Year 2 use the Year 2 document for your writing today. The 'quick writes' writing task allows you to use your own ideas and imagination to create your own scene, characters and story. You need to look at the pictures on the document and use them to guide your writing. 1. What is in the picture? 2. What does the picture tell you is, has or will happen? 3. Is there a problem? 4. Do you have a beginning, middle and end?</p>	<p><b>Mathematics</b> <b>Number of the Day</b> Number of the Day Stage One - 61 Number of the Day Extension - 261 Number of the Day Extension - 9261</p> <p><b>Problem</b> Watch the Youtube video Probability! <a href="https://www.youtube.com/watch?v=7XuNVVID98g">https://www.youtube.com/watch?v=7XuNVVID98g</a>. Alice is having a picnic in the park with her family on Saturday. She hopes it will be a good day to be outside. Draw or write about something that could happen at the picnic. Draw or write about something that could not happen at the picnic. It was a warm sunny day on Saturday for the picnic. What else could the weather have been like? Draw some other types of weather that would have been possible.</p> <p><b>Extension</b> Alice's family is going on a holiday to the beach for the summer holidays. Draw or write about something that might happen at the beach. Draw or write about something that will not happen at the beach. Alice is packing her bag ready to go. Which of the following things is she likely to need while she is away?</p> 	<p><b>Geography</b> <b>Features of Places - Activities in Water</b> Focus Question: What built features are in oceans, rivers and lakes?</p> <ul style="list-style-type: none"> <li>Follow the link to log into the Inquisitive website <a href="http://inq.co/class/YMYH">http://inq.co/class/YMYH</a> (Access Code:7970)</li> <li>Think about the different activities that can be done on or in water. Use the pictures on Lesson Page 1 to help.</li> <li>Look at the picture on lesson page 2. Think about what the feature would be used for.</li> <li>Read the eBook <i>Built Features in the Water</i>.</li> <li>Draw two built features you might find in oceans, rivers or lakes and the activities people might do there.</li> </ul>

Did you know? On this day in **2004** Cuba beat Australia 6-2 to win the baseball gold medal at the Athens Olympics and Japan took bronze.

**Morning****English**

Sign into your Google Classroom using your DET email and password. Click on today's google slide assignment to view the tasks.

**Spelling**

Write your spelling words in a workbook or on a slide. Complete the following worksheets.

Year 1 - InitiaLit1 Lesson 98 b

Year 2 - InitiaLit2 Lesson 64 b

**Reading** Read a book/books of your choice for 20 min. OR  
Go to Bug Club and read.

<https://www.activelearnprimary.com.au/login?c=0>

**Writing: Informative texts. Review.** Watch the following video on how to write an informative text if you are unsure. (Year 1 and 2)

<https://iview.abc.net.au/video/ED2004V009S00>

Using this information, write an informative text on the Tawny Frogmouth. Notes are at the end of this framework.

[https://www.youtube.com/watch?v=qJAFpe5XYE0&list=PLQD\\_qJVx0NfDQCJ\\_cMX7Vxd4F-EXAVwWv](https://www.youtube.com/watch?v=qJAFpe5XYE0&list=PLQD_qJVx0NfDQCJ_cMX7Vxd4F-EXAVwWv)

**Year 1:** A Title, and 3 sub headings: Appearance, Diet and Habitat. You can draw your pictures. Templates at the end of the Framework or make your own.

**Year 2:** Include a Title, a contents page, three sub- headings and a glossary. ( just like the video) You can draw your pictures or use the ones provided. Templates are at the end of the Framework or you can make your own.

**Middle****Mathematics****Number of the Day**

Number of the Day Stage One - 58

Number of the Day Extension - 658

Number of the Day Extension - 2658

**Problem**

Taylor rode home from school on his bike. What chance is there that these things will happen?  
Choose one of these answers to join each sentence.

will happen

might happen

will not happen

Taylor will ride backwards all the way home.

Taylor will fall off the bike and hurt his knee.

Taylor's legs will get tired from pedalling.

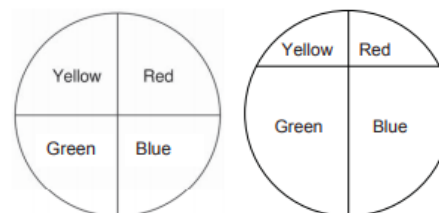
Taylor will get home before dinner time.

The bike will get a flat tyre.

Taylor will leave his bike at school.

**Extension**

There are four colours on a spinner. Each person chooses one colour. When a spinner lands on the person's colour, they score a point. Here are the spinners.



How are they the same and how are they different?  
Would it matter which colour you chose? Why?

**Afternoon****Wellbeing Afternoon**

**Visual Art** - Sketch your mind: It's time to get those brains into creativity mode: You are going to need a piece of paper and a pencil.

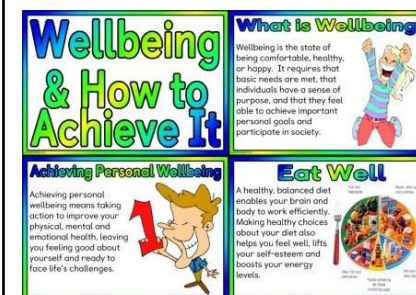
Now you are going to sketch something you can imagine or see, this might be a person, place or thing.

A sketch is something done without too much detail. A sketch is a quick drawing that shows interesting features of something observed.

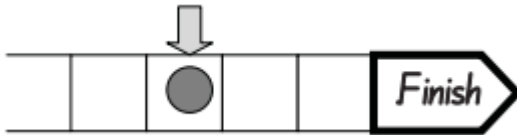

Choose something from your surroundings and sketch it - You can add detail after, or maybe even add colour.

**Examples:**

- Your backyard
- A person in your house
- Favorite toy
- A pet



Did you know? On this day in **2012**, 15-year-old New Zealand golfer, Lydia Ko, became the youngest LPGA Tour event winner and the 1st amateur winner since 1969 by winning the Canadian Women's Open by 3 strokes from Inbee Park.

Morning	Middle	Afternoon
<p><b>English</b> Sign into your Google Classroom using your DET email and password. Click on today's google slide assignment to view the tasks.</p> <p><b>Reading</b> Read a book/books of your choice for 20 min. OR Go to Bug Club and read. <a href="https://www.activelearnprimary.com.au/login?c=0">https://www.activelearnprimary.com.au/login?c=0</a></p> <p><b>Comprehension &amp; Writing</b> Watch "Something Wonderful" again. <a href="https://www.youtube.com/watch?v=UMu-eidAfO0">https://www.youtube.com/watch?v=UMu-eidAfO0</a></p> <p>Use the writing template at the end of this framework to help your child state an opinion about Sam's invention and support that opinion with two reasons. <b>FOR EXAMPLE:</b> I think Sam's invention is wonderful because.....</p> <p>Discuss reasons why the invention is wonderful or not wonderful.</p> <p>Brainstorm some strong adjectives for a concluding sentence (e.g. This invention really is... fantastic / marvellous / ingenious! because.....).</p> <p>Model and provide as much support as necessary.</p>	<p><b>Mathematics</b> <b>Number of the Day</b> Number of the Day Stage One - 18 Number of the Day Extension - 318 Number of the Day Extension - 6318</p> <p><b>Problem</b> Alice and Tara are playing a game. This is where Alice's marker is near the end of the game.</p>  <p>What could happen when she rolls the die on her next turn? Show all of the possibilities you can think of.</p> <p><b>Extension</b> Design a spinner where Red is the most likely to win, and Yellow is the least likely to win.</p> 	<p><b>Science: Forces and Energy</b> <b>Lesson 3--Gravity (cont)</b></p> <p><b>Learning Intention:</b> <i>identify gravity as a force that pulls objects towards the Earth</i></p> <p><b>Investigation</b></p> <ul style="list-style-type: none"> <li>Follow the link to log on to the Inquisitive website <a href="http://inq.co/class/7YMYH">http://inq.co/class/7YMYH</a> - (Access Code:7970)</li> <li>Complete the investigation to test the question: <b><u>How can we use gravity to make the car go further?</u></b></li> <li>Decide whether or not it is a fair test by checking the criteria on page 8</li> <li>Choose from the following three options to present your explanation - Write a report/ Draw a picture with labels /Make a video</li> </ul>

Friday 27/8/2021

Did you know? On this day in **2004** Australia won its first ever Olympic men's field hockey gold medal with a 2-1 win against the Netherlands in Athens.

Morning	Middle	Afternoon
<p><b>English</b> Sign into your Google Classroom using your DET email and password. Click on today's google slide assignment to view the tasks. Read each day if you can.</p> <p><b>Spelling</b> Write your spelling words in a workbook or on a slide. Choose 2-5 words and write them in an interesting short story.</p> <p><b>Story: Little Bat by Tania Cox (Writing and Grammar)</b> <a href="https://iview.abc.net.au/video/ZX9944A009S00">https://iview.abc.net.au/video/ZX9944A009S00</a> Listen to the story. Make a list of other words instead of 'said' that you heard in the story. <b>Example:</b> <i>laughed, kingfisher</i> <i>warned, butterfly</i> <i>urged, possum</i> They all use other words instead of said. Some of them are linked to the sound the animal makes like, '<i>hissed dragon</i>' <b>Grammar - Write an action verb for each animal.</b> The first two have been done for you. <b>kingfisher</b> - swoops <b>dragon</b> - climbs <b>possum</b> - <b>parrot</b> - <b>owl</b> - <b>butterfly</b> - <b>snake</b> - <b>bat</b> -</p> <p><b><u>Extension</u></b> Write a short story about one of the animals. Use any facts you know.</p>	<p><b>Mathematics</b> <b>Number of the Day</b> Number of the Day Stage One - 73 Number of the Day Extension - 173 Number of the Day Extension - 1173</p> <p><b>Maths Games</b> Choose a game to play from the list: - Combinations to 20 (<a href="https://www.youtube.com/watch?v=C2Z43e05WP0&amp;t=124">https://www.youtube.com/watch?v=C2Z43e05WP0&amp;t=124</a>) - Trading Game - Wishball Hundreds <a href="https://education.abc.net.au/home#!/media/1387717/wishball-hundreds.htm">https://education.abc.net.au/home#!/media/1387717/wishball-hundreds.htm</a> - 101 and You're Out! <a href="https://sites.google.com/education.nsw.gov.au/get-mathematical-stage-1/contexts-for-practise/101-and-youre-out">https://sites.google.com/education.nsw.gov.au/get-mathematical-stage-1/contexts-for-practise/101-and-youre-out</a> - Building Towers <a href="https://sites.google.com/education.nsw.gov.au/get-mathematical-stage-1/contexts-for-practise/building-towers">https://sites.google.com/education.nsw.gov.au/get-mathematical-stage-1/contexts-for-practise/building-towers</a> - See this link for more games <a href="https://sites.google.com/education.nsw.gov.au/get-mathematical-stage-1/contexts-for-practise">https://sites.google.com/education.nsw.gov.au/get-mathematical-stage-1/contexts-for-practise</a></p>	<p><b>Kitchen Garden</b> Sign into the <b>Kitchen Garden Google Classroom</b> using your DET email and password.</p> <p>Complete the activities that Mrs. Firth has set for you.</p> <p>Access Code: m57aurc</p> <p><b><u>Library</u></b> Identify a book and match the title from a small part of the front cover.</p> <p>Can you recognise the book? Worksheet attached.</p>



# Wellbeing & How to Achieve It

## What is Wellbeing?

Wellbeing is the state of being comfortable, healthy, or happy. It requires that basic needs are met, that individuals have a sense of purpose, and that they feel able to achieve important personal goals and participate in society.



## Achieving Personal Wellbeing

Achieving personal wellbeing means taking action to improve your physical, mental and emotional health, leaving you feeling good about yourself and ready to face life's challenges.



## Eat Well

A healthy, balanced diet enables your brain and body to work efficiently. Making healthy choices about your diet also helps you feel well, lifts your self-esteem and boosts your energy levels.



# HEALTHY HABITS For Healthy Kids

## STAY FIT

- Get about eight hours of sleep each night.
- Do some form of exercise every day: run, walk, stretch, play.

## STAY HEALTHY

- Practice good hygiene by keeping yourself clean and germ free.

## STAY ENERGIZED

- Eat nutritious meals and snacks daily. Include foods from these groups: dairy, grains, protein, vegetables, and fruits.

## STAY SAFE

- Wear proper gear when playing sports, bicycling, or riding in a car.
- Obey safety rules.

## STAY HAPPY

Make good choices every day for a happy, healthy YOU!







## Home Learning Music Activities K-6 By Mrs Razay



Here is a collection of music activities you can do while learning at home. You could take a photo, do a short video, record the sound or write about your experience. You may also choose or create your own music learning activities, but be sure to share your ideas with your classroom teacher. As for Kindergarten students you can use any musical app on your iPad or parents iPhone with parental permission.

**Chair Drumming.** Use some chopsticks or straight sticks from the garden. Drum along to your favourite songs. Listen carefully to keep the beat.



**Audio Recording.** Use a computer, Ipad or tablet recording program such as 'GarageBand' to create a soundtrack. Use sounds from around the house. Make sure there is a steady pulse. (GarageBand is free to download, and you know how to use it!)



**Play an Instrument.** Play an instrument you are familiar with or try another one you have at home. Use music we have played in school or find songs on the internet.



**Write a song.** Put some chords you know into a pattern. Add some lyrics. You can sing or rap a poem or story to your chord pattern. You could sing or rap your own words to an instrumental piece of music like a Karaoke backing track.




**Make an Instrument** with materials from around the home. (Make sure you get permission to use things.) It needs to have at least 5 different pitches/sounds. Play and record your instrument. My favourite is a spannerphone. What can you create?



**Sing Karaoke.** Search for your favourite song as a Karaoke version with lyrics. Sing along. Make sure you are in pitch and projecting your voice with clear diction (words).



**Youtube learning.** Watch music education videos from MusicK8.com and 'The Music show'. Teach someone about what you learn.



**Music Project.** Do some research about a musical style, a famous composer or your favourite music band or artist. Present it in Power Point with clips to share with the class. Or as a poster.



**The Elements of Music.** Create a poster, PowerPoint or video, to teach other students about the elements of music. Focus on one element each time. (Pitch, Duration, Dynamics, Structure, Texture, Beat, tone colour)





Name: \_\_\_\_\_

**Instructions:** Read the base words. Add 'y' to make a new word. Write the words and read the words to a partner. Copy the words into your exercise book.

bump + y = \_\_\_\_\_

stick + y = \_\_\_\_\_

fluff + y = \_\_\_\_\_

smell + y = \_\_\_\_\_

chew + y = \_\_\_\_\_

storm + y = \_\_\_\_\_

cloud + y = \_\_\_\_\_

cream + y = \_\_\_\_\_

**Instructions:** Choose the adjective that makes sense. Write the sentence on the line below.

Donuts are ...

yummy

sleepy

1. \_\_\_\_\_

The sky is ...

cloudy

lucky

2. \_\_\_\_\_

Apples are ...

crunchy

sunny

3. \_\_\_\_\_

Name: \_\_\_\_\_

**Instructions:** Circle the adjectives that describe Missy and her puppy. Complete the sentence using the adjectives.

jumpy      sleepy      hungry  
cuddly      grumpy      furry  
tiny      dirty      happy



Missy and her puppy are very ...

**Instructions:** Write some adjectives to describe how you are feeling today, e.g., happy, sad, excited, hot, cold, silly. Write a full sentence using two of your adjectives.

Adjectives that describe how I feel:

\_\_\_\_\_  
\_\_\_\_\_

How are you feeling today?

Start with, "Today, I am feeling ..."

\_\_\_\_\_  
\_\_\_\_\_  
\_\_\_\_\_

Name: \_\_\_\_\_

**Instructions:** Complete the word sums below by writing the words on the lines. Read the words. Choose three words to use in sentences in your exercise book.

mum + ble = \_\_\_\_\_

bun + dle = \_\_\_\_\_

sam + ple = \_\_\_\_\_

hur + dle = \_\_\_\_\_

tum + ble = \_\_\_\_\_

un + cle = \_\_\_\_\_

dim + ple = \_\_\_\_\_

can + dle = \_\_\_\_\_

pur + ple = \_\_\_\_\_

stum + ble = \_\_\_\_\_

tram + ple = \_\_\_\_\_

sim + ple = \_\_\_\_\_

**Instructions:** Read the sentences. Circle the words ending in 'le'. Write the words on the lines.

1. Be careful not to stumble in the jungle!

\_\_\_\_\_

2. Can you draw a circle and a triangle?

\_\_\_\_\_

3. Please be gentle with the tiny turtle.

\_\_\_\_\_

4. Do not grumble when you do simple chores.

\_\_\_\_\_

5. I borrowed a bundle of books.

\_\_\_\_\_



Name: \_\_\_\_\_

**Instructions:** Complete the word sums below. Write the words on the lines. Read the words. Choose one of the words, write it on the line and use it in an interesting sentence.

mar + ble = \_\_\_\_\_

han + dle = \_\_\_\_\_

star + tle = \_\_\_\_\_

tem + ple = \_\_\_\_\_

scram + ble = \_\_\_\_\_

crum + ble = \_\_\_\_\_

an + kle = \_\_\_\_\_

tur + tle = \_\_\_\_\_

spar + kle = \_\_\_\_\_

grum + ble = \_\_\_\_\_

gen + tle = \_\_\_\_\_

cir + cle = \_\_\_\_\_

trem + ble = \_\_\_\_\_

ex + am + ple = \_\_\_\_\_

\_\_\_\_\_  
\_\_\_\_\_

**Instructions:** Read the clues. Find a word from above to answer the clue.

1. Another word for complain: \_\_\_\_\_

2. A shape: \_\_\_\_\_

3. To shake with fear: \_\_\_\_\_

4. A reptile: \_\_\_\_\_

5. You hold this to carry a suitcase: \_\_\_\_\_

6. Part of your body: \_\_\_\_\_

# Year 1 - Quick Writes



---

---

---

---

---

---

---

---

---

---

# Year 2- Quick Writes



---

---

---

---

---

---

---

---

---

---



Wednesday 25th August. **Informative text Year 1.**



TITLE:


APPEARANCE:















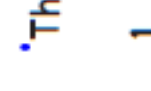















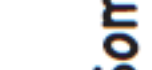


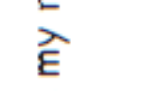









































































DIET:

HABITAT:

PICTURE:



TITLE:	
CONTENTS:	<ol style="list-style-type: none"> <li>1. Appearance</li> <li>2. Diet</li> <li>3. Habitat</li> <li>4. Glossary</li> </ol>
APPEARANCE	
DIET	
HABITAT	
GLOSSARY	<p><u>Fledging</u> - is when the young birds leave the nest.</p> <p><u>Camouflage</u> -</p>

         	         	         	         	         	         	         	         	         	         	         
--	--	--	---	--	--	--	--	--	--	--

## Something Wonderful!

---

---

(State your opinion – what you think about Sam's invention)

• These are my reasons:

1. 

---

2. 

---

---


(Restate your opinion)

---



## Tawny Frogmouth...facts

- Tawny frogmouths are birds that are awake at night. Nocturnal.
- They are not owls. They are related to birds called nightjars.
- The tawny frogmouth feeds on rats, mice, cicadas, beetles, frogs and other small prey. They catch their prey with their beaks.
- They are covered in grey/brown feathers. They have yellow eyes and a wide beak. They make loud clacking sounds with their beaks. Their call sounds like drumbeats.
- To hide, they sit very still and look like a tree branch. Tawny frogmouths hunt at night and spend the day roosting on a dead log or tree branch close to the tree trunk. Their camouflage is excellent - staying very still and upright, they look just like part of the branch.
- Tawny Frogmouths are found **throughout Australia, on the mainland and Tasmania**. They prefer open woodlands, but are found in a wide variety of habitats - rainforests, alpine woodlands, parks and gardens.






9

Draw two built features you might find in oceans, rivers or lakes.	Draw the activities people might do there.



## Investigation



### Demonstration

Gravity will pull a toy car down a ramp.

You can use a toy car, some books and a ramp to demonstrate it.

Collect your equipment then follow the procedure.

1. Put one end of the plank on a book.
2. Mark a starting line on the ramp.
3. Hold the car on the line then let it go. Don't push it.
4. Measure the distance the car travelled from the end of the ramp.



**Observe:** Do your test and talk to a partner about what happened.

Was it a fair test?

- ☐ I used the same car and ramp.
- ☐ I started the car from the same starting line.
- ☐ I didn't push the car.
- ☐ I measured the distance the same way.



If it wasn't a fair test, you will need to repeat your investigation.

Was your prediction right? \_\_\_\_\_

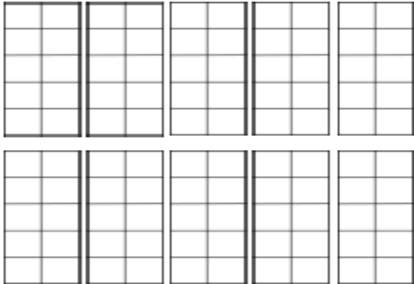
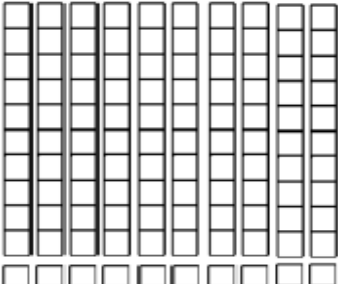
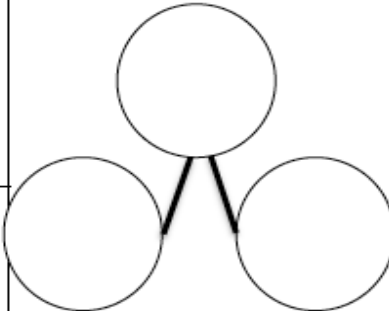
**Explain:** Choose one of the ways below to present your explanation.

- ☐ Write a report
- ☐ Draw a picture with labels
- ☐ Make a video with a voice over

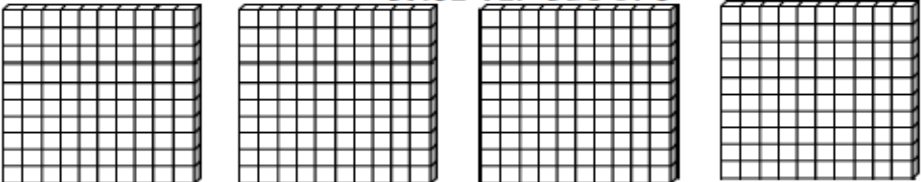
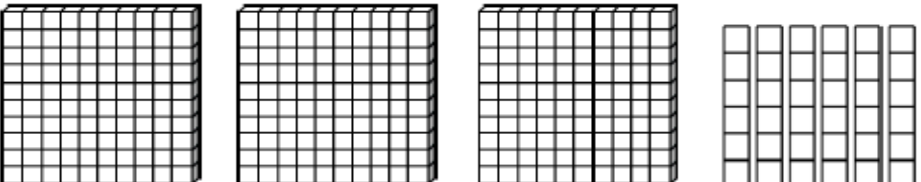
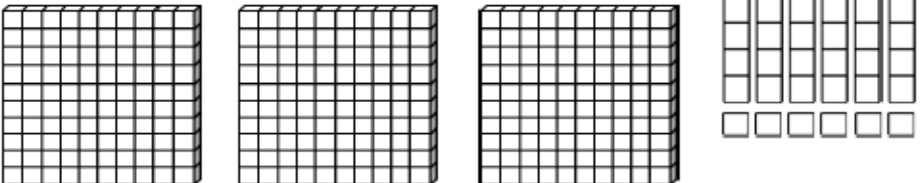
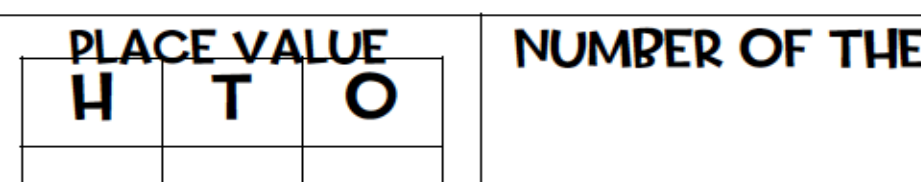
# Appendix 5: Chance worksheet (Addition to Problem 28)

Every student will win a race.	Most students will wear their house colours.	All houses will end with the same score.	The teachers will all go home early
The year 7 students will run faster than the year 1 students.	A year 3 student will break the school high jump record.	No students will come to school.	Parents will come to school to watch.
The blue house will win every race.	A frog will win the long jump competition.	There will be a trophy for the winning house.	The Sports Day will be cancelled.

Every student will win a race.	Most students will wear their house colours.	All houses will end with the same score.	The teachers will all go home early
The year 7 students will run faster than the year 1 students.	A year 3 student will break the school high jump record.	No students will come to school.	Parents will come to school to watch.
The blue house will win every race.	A frog will win the long jump competition.	There will be a trophy for the winning house.	The Sports Day will be cancelled.

<b>+1</b>	<b>-1</b>	<b>+10</b>	<b>-10</b>	<b>WORD</b>				
<b>TENS FRAMES</b> 	<b>BASE TEN BLOCKS</b> 	<b>PLACE VALUE</b> <table border="1" data-bbox="994 515 1292 722"> <tr> <td>TENS</td> <td>ONES</td> </tr> <tr> <td> </td> <td> </td> </tr> </table>	TENS	ONES			<b>EXPANDED FORM</b>	<b>ODD/EVEN</b>
TENS	ONES							
<b>TALLY</b>	<b>NUMBER OF THE DAY</b>			<b>NUMBER BOND</b>				
	<b>WORD PROBLEM</b>							




+1	<p>BASE TEN BLOCKS</p> 		DOUBLE THE NUMBER									
-1			EXPANDED FORM									
-10												
-10												
+100	<p>PLACE VALUE</p> <table border="1"> <tr> <td>H</td> <td>T</td> <td>O</td> </tr> <tr> <td></td> <td></td> <td></td> </tr> </table>	H	T	O				NUMBER OF THE DAY	MAKE THE BIGGEST NUMBER WITH THE DIGITS			
H	T	O										
-100												
ROUND TO NEAREST 100	ODD/EVEN	<p>NUMBER PATTERN USING THE NUMBER</p> <table border="1"> <tr> <td></td> <td>,</td> <td></td> <td>,</td> <td></td> <td>,</td> <td></td> <td>,</td> <td></td> </tr> </table>			,		,		,		,	
	,		,		,		,					
ROUND TO NEAREST 10	ADDITION NUMBER SENTENCE		SUBTRACTION NUMBER SENTENCE									

+1	-1	+10	-10	+100	-100	+1000	-1000	WORD	
ODD/EVEN		ADDITION OR SUBTRACTION NUMBER SENTENCE	PLACE VALUE		EXPANDED FORM		ROUND TO NEAREST 10  ROUND TO NEAREST 100  ROUND TO NEAREST 1000		
			<table border="1"> <tr> <td>TH</td> <td>H</td> <td>T</td> <td>O</td> </tr> <tr> <td></td> <td></td> <td></td> <td></td> </tr> </table>	TH					H
TH	H	T	O						
HALF		NUMBER OF THE DAY						DOUBLE	
		WORD PROBLEM							

**Can you recognize the book?**

Draw a line from the title of the book to the picture from its front cover.

The Very Cranky Bear



The Cat in the Hat



The Rainbow Fish



Possum Magic

