

Surveyors Creek Public School

Framework for teaching online – Stage 1, Term 3 Week 4



Below is a learning schedule for you to follow. You will need access to a digital device to complete the following activities. You may need help from a parent/carer. You are also able to access Mathletics, Bug Club and any other website that your teacher has given you access to. Complete all activities in your Homework book or an exercise book. Write the date on your activities to keep track. Bring in your workbook on the day you're scheduled to attend school. Provided are the login details to access the Inquisitive programs.

Class To Do		inquisitive
QR Code	Link	
	http://inq.co/class/268i	
Access Code		
5	1	6 3

Year 1

Spelling Words		Extension	Tricky words
paw	crawl	awful	cousin
straw	author	seesaw	wear
draw	August	awesome	again

Year 2

Spelling Words		Extension	Tricky words
knit	wrist	shipwreck	decided
thumb	knife	knowledge	know
lamb	crumb	honeycomb	were

Monday 2/8/2021

Help make breakfast and clean up afterwards.

Morning

English

Sign into your Google Classroom using your DET email and password. Click on today's google slide assignment to view the tasks.

Spelling

Write your spelling words in a workbook or on a slide. Watch the InitiaLit video on the Google Slide. Complete the following worksheets.

Year 1 - InitiaLit1 Lesson 89 a

Year 2 - InitiaLit1 Lesson 55 a

Handwriting

Letter: Kk

In your workbook complete the following handwriting lesson. You can click on [Handwriting letter Kk](#) and complete the activity OR

Write a row of capital and lowercase Kk. Complete this sentence or make up your own.

The kittens are in the kennel.

Storybook

The Day the Crayons Came Home - Read/Watch: Read or watch the story. Enjoy the whole story without interruption.

<https://www.youtube.com/watch?v=XXmJ2NRhcgo>

Ask your child to summarise the story. Why did the crayons send postcards to Duncan? (e.g., to request something, to complain) How did Duncan feel after receiving the postcards? What did he do?

Middle

Mathematics

Number of the Day

Number of the Day Stage One - 32

Number of the Day Extension - 232

Calendars

The months of the year have been listed in the wrong order. Sort them starting with the current month. Match the month to the correct abbreviation. Write the numbers 1 to 12 beside the months in order.

<input type="checkbox"/> March	Jan
<input type="checkbox"/> August	Apr
<input type="checkbox"/> June	Oct
<input type="checkbox"/> December	Mar
<input type="checkbox"/> September	Jul
<input type="checkbox"/> May	Dec
<input type="checkbox"/> January	Feb
<input type="checkbox"/> April	May
<input type="checkbox"/> July	Jun
<input type="checkbox"/> October	Aug
<input type="checkbox"/> February	Nov
<input type="checkbox"/> November	Sept

The names of the days can be shortened by writing the first 3 letters. Write the shortened form beside the days of the week.

Draw a calendar for next month.

Area

You have been given 2 shapes. Look at them and decide which one is the biggest. Which shape is the biggest? How do you know?

Choose an object from your home and use it to cover the pieces of paper. (e.g. lego, pasta, blocks) Which object did you choose?

How many objects did you need to cover shape A and shape B?

Were you able to cover the whole shape with the objects you chose?

Were there any gaps or overlaps?

Afternoon

Dance

Warm up:

Elements of Dance - Using space and movement.

<https://www.youtube.com/watch?v=WhWEzmhCJko>

Dance mini combination moves. 'Trolls'

<https://www.youtube.com/watch?v=cKH3JRNQWQQ>

Tuesday 3/8/2021

Have a go at making your bed and sorting your toys.

Morning

English

Sign into your Google Classroom using your DET email and password. Click on the slide assignment to view the tasks.

Spelling

Write your spelling words in a workbook or on a slide.

Choose 2-4 words and write them in an interesting sentence or sentences. Remember capital letters and full stops. Remember your sentences must make sense.

Comprehension - Wet Socks (Attached)

Have you ever had wet socks?

How did they get wet?

Read the following words and their meaning first so you will have a better understanding of the text.

<u>horrible</u> - Very bad.	<u>squelching</u> - making a sucking sound when it is wet.
-----------------------------	--

Write your answers in your workbook to the following questions

1. What did you visualise while you were reading?
2. How do you think Olivia **felt** in the morning?
3. How do you think she **felt** in the afternoon?
4. How do you feel on a rainy day?

Writing:

Olympic Games Host

Watch the first and or second videos about Japan. Write some interesting facts you learnt about Japan or you can pretend you are the news presenter/host. Video yourself and talk about the facts you found.

Year 1: 2-4 facts

Year 2: 4-6 facts

<https://www.youtube.com/watch?v=w3nIR5P5LMQ>

<https://www.youtube.com/watch?v=QEC3MrWgnMU>

Middle

Mathematics

Number of the Day

Number of the Day Stage One - 34

Number of the Day Extension - 134

Calendars

Watch the Youtube video

https://www.youtube.com/watch?v=drH3_Flt85g.

Jack made this calendar for September. Use Jack's calendar to answer the questions below.

Jack's soccer final is on the 26th of September. What day will the final fall on?

Jack usually plays soccer on Saturdays. What dates will he play Soccer on?

School holidays begin on Saturday, 18 September and go for 2 weeks. Colour in the days on the calendar that are in the school holidays. Will the holidays finish in September?

Jack is having a party 5 days before his soccer final. What day and date will the party be held on?

September has 30 days. What other months have the same number of days as September?

Area

Bailey wants to find out how big his book is. Which of the following objects would be useful for measuring the area of his book? Blocks, paper clips, tiles, counters, pencils, hand spans or a cup?

Why did you choose that object?

Bailey decides to use counters to find out how big his book is. Draw what his book would look like when he measured it.

What would have been a better object to use to measure the area of his book?

September						
Mon	Tue	Wed	Thu	Fri	Sat	Sun
		1	2	3	4	5
6	7	8	9	10	11	12
13	14	15	16	17	18	19
20	21	22	23	24	25	26
27	28	29	30			

Afternoon

Geography

Features of Places - How places are organised.

Focus Question: *What can we do in places?*

- Follow the link to log into the Inquisitive website <http://inq.co/class/7YMYH> - (Access Code:7970)
- View the video Lego City.
- Write or draw all the places that were seen in Lego city.
- Answer the questions about Lego City.
- Think of some other questions that could be asked about the city.

Count how many doors are in your house.

Morning

English

Sign into your Google Classroom using your DET email and password. Click on today's google slide assignment to view the tasks.

Spelling

Write your spelling words in a workbook or on a slide. Complete the following worksheets.

Year 1 - InitialLit1 Lesson 89 b

Year 2 - InitialLit2 Lesson 55 b

Reading Read a book/books of your choice for 20 min. OR Go to Bug Club and read.

<https://www.activelearnprimary.com.au/login?c=0>

Writing: Informative texts

When informing a reader of something factual, we organise information in a particular way using a main title, subheadings and paragraphs. Use the 'Australian Animals Koala' worksheet attached to complete the task.

1. Create a Main Title
2. Use the subheadings to organise your writing:
 - what they look like
 - where they live
 - what they eat
 - did you know

List 1-2 facts or write a paragraph about the facts you found.

You can use the Koala fact sheet to help you with your research or you can click on [National Geographic for KIDS](#).

Middle

Mathematics

Number of the Day

Number of the Day Stage One - 24

Number of the Day Extension - 324

There is a Number of the Day template at the end of the framework.

Calendars

Watch the Youtube video


<https://www.youtube.com/watch?v=omkuE6Wa5kQ>

Draw a calendar for this week only. Add these things to your calendar:

- The name of the month
- The names of the days in the week
- The date of each of the days on your calendar
- Mark the days you go to sport or other outside school activities

Area

Samantha put carpet squares on the floor of her bedroom like this.



How many carpet squares did she have to buy to cover her bedroom floor?

Show how you worked it out.

Afternoon

Art

Olympic Medal.

Look at the medal tally, see what country currently has the most medals in the olympics?

<https://olympics.com/tokyo-2020/olympic-games/en/results/all-sports/medal-standings.htm>

What country has the most?

What country do you think will finish the Olympics with the most medals?





Now have a look at the beautiful design on the medals for Tokyo 2020.

<https://olympics.com/tokyo-2020/en/games/olympics-medals-design/>

Recently it was announced the Olympics will be returning to Australia and coming to Brisbane in 2032. Your challenge is to design a beautiful medal design for the Olympics in Brisbane. It can be Gold, Bronze or Silver!

You can use the template provided or create your own.

Have a go at refolding your clothes in the wardrobe and / or drawers. Make sure they're folded neatly. Have you found any odd socks?

Morning	Middle	Afternoon
<p>English Sign into your Google Classroom using your DET email and password. Click on today's google slide assignment to view the tasks.</p> <p>Reading Read a book/books of your choice for 20 min. OR Go to Bug Club and read. https://www.activelearnprimary.com.au/login?c=0</p> <p>Comprehension - Wet Socks (Attached) Reread the attached text, Wet Socks. Complete the attached comprehension worksheet.</p> <p>Writing: "If you could be an animal, which one would you be?" You choose.</p>  <p>Write about your adventures as that animal. Where do you live? What do you eat? What other animals do you meet? What adventure did you have? Did your day have a happy ending? Draw a picture of your favourite part of the day.</p>	<p>Mathematics Number of the Day Number of the Day Stage One - 89 Number of the Day Extension - 898 There is a Number of the Day template at the end of the framework.</p> <p>Calendars Libby plays netball on Wednesday nights and has training on Monday afternoons after school. On Saturdays and Thursdays, Libby goes to ballet classes. Tayla has a piano lesson on Wednesday after school and visits her grandma every Sunday with her family. Libby wants to work out what day Tayla can come to her house to play. What would be the best day to invite her? Show how you worked it out.</p> <p>Area Watch the Youtube video https://www.youtube.com/watch?v=UXHy9GlmgrA. Order these shapes from biggest to smallest. Write the numbers 1 (biggest), 2 and 3 (smallest) beside the shapes to show the order from biggest to smallest.</p> <div style="display: flex; justify-content: space-around; align-items: flex-end;">    </div> <p>What order would you put them in if you wanted to organise them from longest to shortest? Write the letters A (longest), B and C (shortest) on the shapes to show the order from longest to shortest.</p>	<p>Science - Push and Pull Focus Question: What happens when we change a force?</p> <ul style="list-style-type: none"> Follow the link to log into the Inquisitive website http://inq.co/class/7YMYH - (Access Code:7970) View the image of Karlu Karlu (Devil's Marbles) and write what forces might be able to move them. Read about weak and strong forces. Decide which force would be most successful in moving a large boulder. Read the eBook 'How to make a Toy Car Launcher'. Mrs Bradley will make one to show us next week, so you don't need to do this. You may want to make one of your own though, if you do, make sure you take a photo to show us! Write your prediction about what will happen to the toy car when the force to push it is made stronger







Friday 6/8/2021

Keep an eye on the clock. When it is close to midday do 12 star jumps. Around 3pm jump on the spot while skip counting by 5s and then by 10s.

Morning	Middle	Afternoon			
<p>English Sign into your Google Classroom using your DET email and password. Click on today's google slide assignment to view the tasks. Read each day if you can.</p> <p>Spelling Write your spelling words in a workbook or on a slide. Choose three words from your spelling list and use them to write three sentences. Try writing compound sentences for extension. A compound sentence is two smaller sentences joined by and, but, because etc. Example: "I threw the basketball but I missed the target by a large distance.</p> <p>Storybook The Day the Crayons Came Home - Read/Watch: Read or watch the story. Enjoy the whole story without interruption. https://www.youtube.com/watch?v=XKmJ2NRhcgo During the story, pause to ask these questions and define three interesting words (in bold):</p> <ol style="list-style-type: none">1. Maroon Crayon says, "I never would have survived had Paperclip not nursed me back to health." How did Maroon Crayon survive?2. Glow in the Dark crayon says, "I'm kind of terribly horrified." Why is he feeling horrified?3. Duncan's crayons could no longer fit in the box because they were all so damaged and differently shaped. Why don't the crayons fit in the box? <p>In your workbook write down the meaning of the following words;</p> <table><tr><td>survived</td><td>horrified</td><td>damaged</td></tr></table> <p>Grammar - Adjectives and Adverbs Today you are going to go on an adjective and adverb hunt. This is a great way for you to connect grammar to concepts with real texts. Take a walk around your house or outdoors and find words you can write under the Adjective column and the Adverb column. See if you can find 5 for each column.</p>	survived	horrified	damaged	<p>Mathematics Number of the Day Number of the Day Stage One - 70 Number of the Day Extension - 470 There is a Number of the Day template at the end of the framework.</p> <p>Maths Games Choose a game to play from the list:</p> <ul style="list-style-type: none">- Mathletics- Calendar game https://www.abcya.com/games/calendar_word_problems- Days of the week game https://www.abcya.com/games/days_of_the_week- Months of the year game https://www.abcya.com/games/months_of_the_year- Area Builder game (click on game and then level 1) https://phet.colorado.edu/sims/html/area-builder/latest/area-builder_en.html- Draw a robot, a person, or any other shape on graph paper and measure its area in square units.- Use lego bricks on a lego board and measure the area in lego studs.- Start by giving a specific number of squares that your drawing or lego creation should cover as a challenge.	<p>Kitchen Garden Sign into the Kitchen Garden Google Classroom using your DET email and password.</p> <p>Complete the activities that Mrs. Firth has set for you.</p> <p>Access Code: m57aurc</p>
survived	horrified	damaged			

Name: _____

Instructions: Add the digraph 'aw' to make words. Read each word, then write the word on the line below.

s_____	str_____	l_____n
		
cl_____	y_____n	dr_____
		

Instructions: Write the digraph 'aw' in the blank spaces to complete the word. Read the sentences to a friend. Choose one sentence, write the sentence on the line in the box, then draw a picture to match.

1. My little dog stood on a thorn and hurt his p_____.
2. Do cats drink their milk with a cup and str_____?
3. The h_____k flew with a mouse in its cl_____s.
4. Sh_____n ate some p_____p_____ with pr_____n crackers.
5. We s_____ the baby cr_____l to her mother.



Name: _____

Instructions: Add the digraph 'aw' to make words. Read each word, then write the word in the correct blank to complete the sentence. Complete the crossword puzzle.

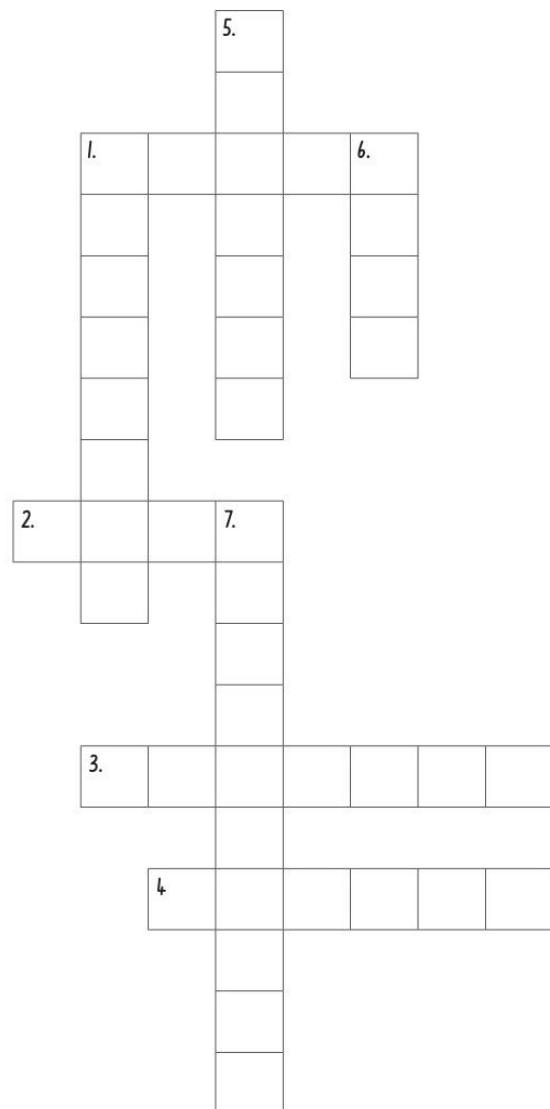
cr____l sees____ dr____ing l____n
str____berry chains____ y____ning p____s

Across ➡

1. The baby will _____ to his mother.
2. The kitten plays with the ball of wool with her _____.
3. Scout is sleepy and she cannot stop _____.
4. We went on the _____ at the playground.

Down ↓

1. A _____ is a fast, loud saw that can cut down trees.
5. We did a _____ of our family and house in art.
6. I need to mow the _____ because it is too long.
7. I had a _____ milkshake for afternoon tea.



Name: _____

Note: When the letter 'k' is followed by 'n', the 'k' is silent.

Instructions: Read the words below. Underline the silent 'k'. Copy the words onto the lines. Use the words to complete the sentences.

knot _____ knees _____ knack _____

knock _____ knife _____ knit _____

knew _____ knight _____ know _____

1. You need to _____ loudly on the door.
2. I put a blanket over my grandmother's _____.
3. Do you _____ where we are going?
4. I found a _____ in the rope.

Note: When the letter 'b' comes after 'm', the 'b' is silent.

Instructions: Read the words below. Underline the silent 'b'. Copy the words onto the lines. Use the words to answer the clues.

crumbs _____ thumb _____ lamb _____

bomb _____ comb _____ climb _____

1. A baby sheep. _____
2. Small bits of bread or cake. _____
3. You use it to brush your hair. _____
4. A body part. _____

Name: _____

Note: When the letter 'k' is followed by 'n', the 'k' is silent.

Instructions: Read the words in the table below. Colour the boxes that contain silent 'k' words. Write the silent 'k' words on the lines.

kangaroo	kneel	doorknob	kettle
knitting	milk	sketch	knives
donkey	known	knocked	kitten
knuckle	shake	whisk	knight

_____	_____	_____
_____	_____	_____
_____	_____	_____

Note: When the letter 'b' comes after 'm', the 'b' is silent.

Instruction 1: Add a silent 'b' or 'k' to the words below. Read the words.

Instruction 2: Read each sentence. Circle the words that have been spelled incorrectly (two words in each sentence). Write the sentences correctly on the lines.

___now	lam___	clim___ing
plum___er	___nocked	___nuckle

1. The busy plumber nocked on the door.

2. The little lamms were climbing up the hill.

Wet Socks

What a horrible start to the grey day! When Olivia arrived at school on Tuesday, she could feel her cold, wet feet squelching in her shoes.



At lunchtime, the whole class had to stay inside the classroom. Olivia wished she could eat outdoors and run around the playground.

When Olivia looked out the window in the afternoon, she felt much better. It was bright outside. If it stayed like this, she would be able to play in the park after school.



Name: _____

Wet Socks

What is the weather like **at the beginning**?

I infer the weather is _____

I know this because _____

What is the weather like **in the afternoon**?

I infer the weather is _____

I know this because _____

Koala

Koalas are native to Australia. People still incorrectly refer to koalas as 'koala bears'. They are actually marsupials and are closely related to the wombat and kangaroo.



Koalas have sharp claws which they use to help them climb trees. They have five digits on each front paw, with two of them acting like thumbs.

This helps them to hold firmly onto the branches and to grip their food. Their back paws are used as grooming paws.



A baby koala is called a 'joey'. Joeys live in their mother's pouch for around six months and will remain with them for another six months or so afterwards. An adult koala can eat about half a kilogram to one kilogram of leaves each night. Koalas are mostly nocturnal, which means they are awake at night and asleep during the day. Koalas sleep a lot during the day because they require a lot of energy to digest the toxic, low-nutrient diet that they eat. Sleeping is the best way to conserve their energy.

However, sleeping in the tops of tall eucalyptus trees all day isn't always safe. Koala population numbers, right across Australia, have been devastated due to the 2019-2020 Black Summer bushfires. Tens of thousands are estimated to have been lost in this tragedy, causing many wildlife conservation groups to call for koalas to be officially listed as an endangered species.



Did you know...?

Koalas sleep for around 18-20 hours a day.

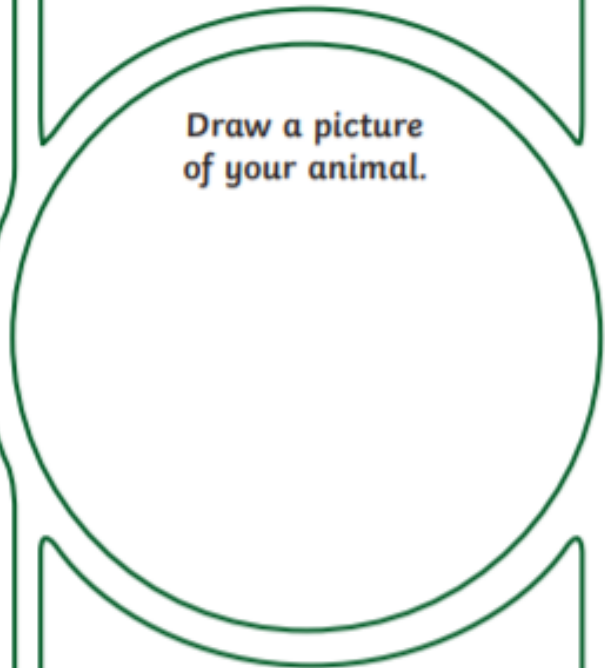
Australian Animals Koala



What They Look Like

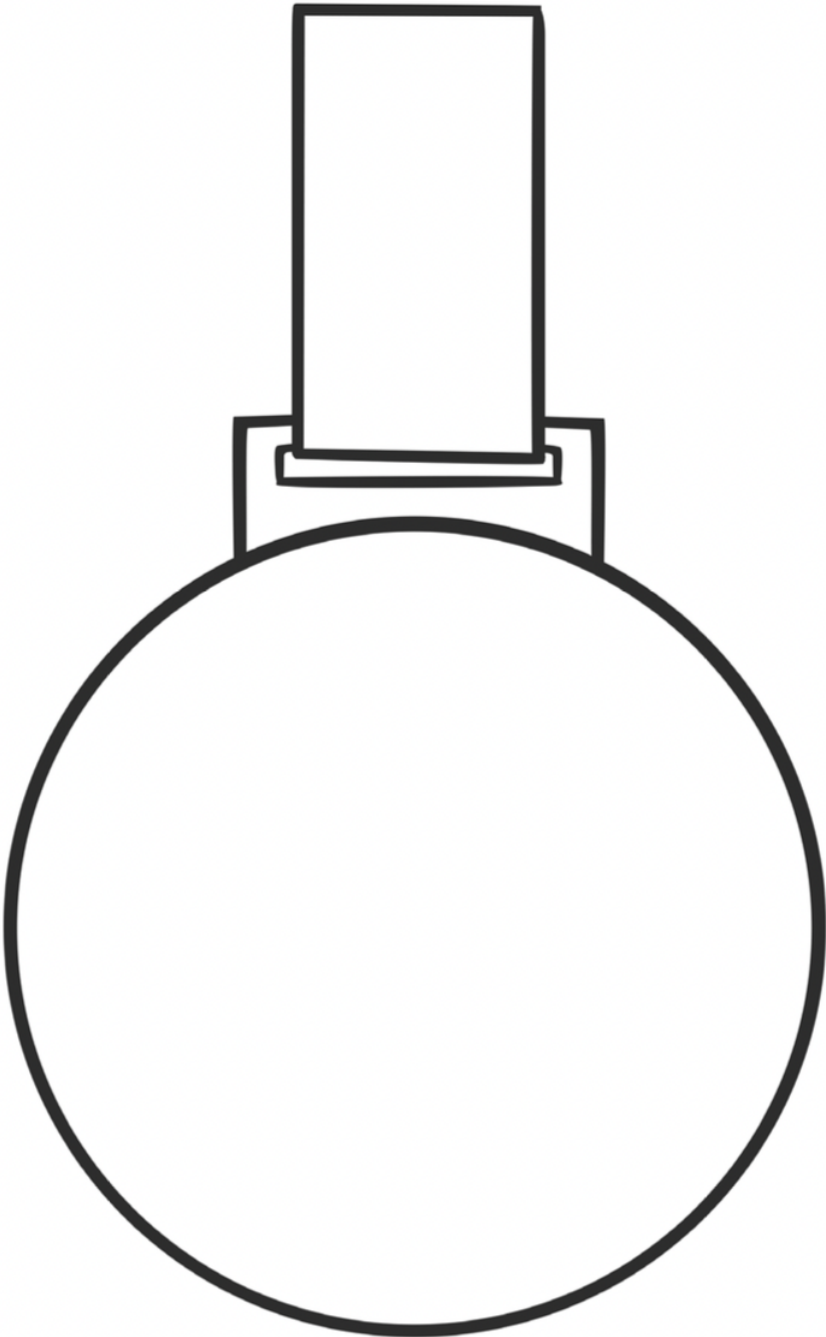
Where They Live

Draw a picture
of your animal.

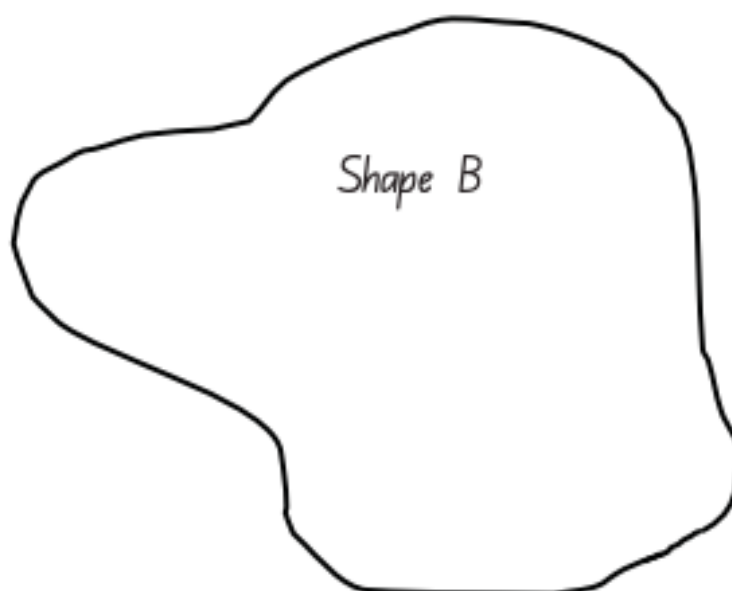
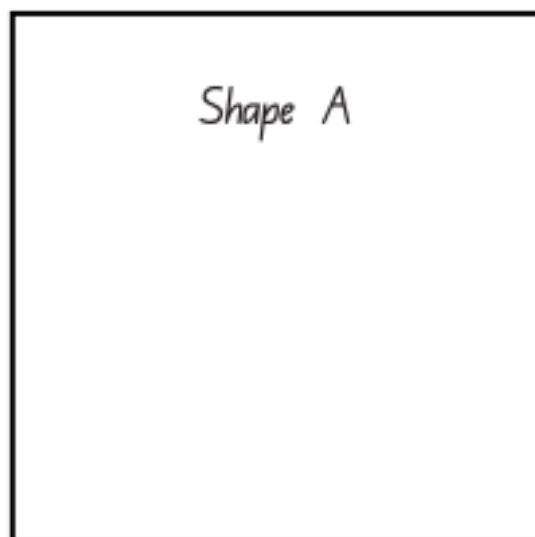




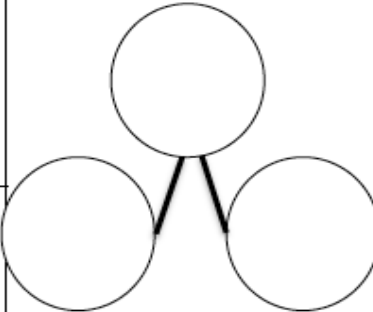
What They Eat

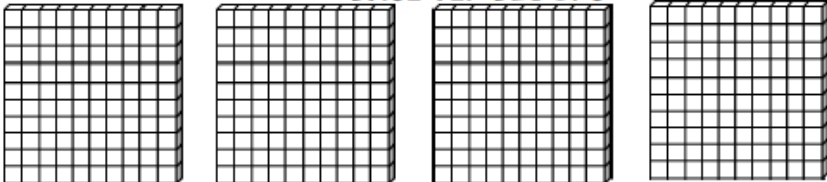
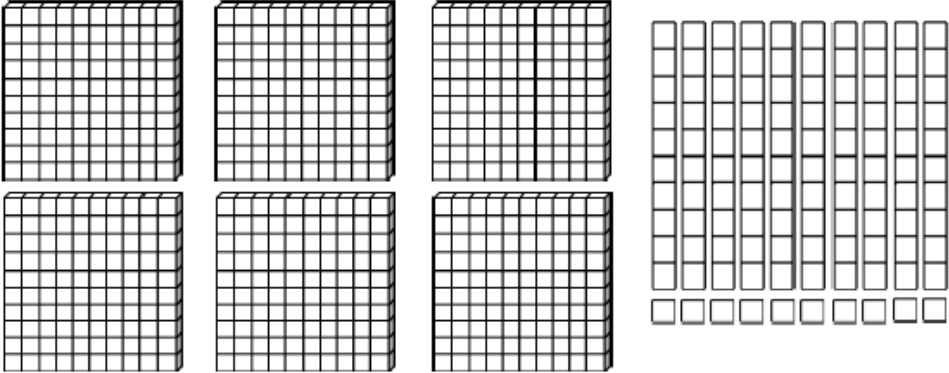
Did You Know...?



Appendix 4: Comparing areas (Problem23)



+1	-1	+10	-10	WORD				
TENS FRAMES 	BASE TEN BLOCKS 	PLACE VALUE <table border="1" data-bbox="967 571 1258 778"> <tr> <td>TENS</td> <td>ONES</td> </tr> <tr> <td> </td> <td> </td> </tr> </table>	TENS	ONES			EXPANDED FORM	ODD/EVEN
TENS	ONES							
TALLY	NUMBER OF THE DAY			NUMBER BOND 				
	WORD PROBLEM							

+1	<p>BASE TEN BLOCKS</p> 		DOUBLE THE NUMBER									
-1			EXPANDED FORM									
-10												
-10												
+100	<p>PLACE VALUE</p> <table border="1"> <tr> <td>H</td> <td>T</td> <td>O</td> </tr> <tr> <td></td> <td></td> <td></td> </tr> </table>	H	T	O				NUMBER OF THE DAY	MAKE THE BIGGEST NUMBER WITH THE DIGITS			
H	T	O										
-100												
ROUND TO NEAREST 100	ODD/EVEN	<p>NUMBER PATTERN USING THE NUMBER</p> <table border="1"> <tr> <td></td> <td>,</td> <td></td> <td>,</td> <td></td> <td>,</td> <td></td> <td>,</td> <td></td> </tr> </table>			,		,		,		,	
	,		,		,		,					
ROUND TO NEAREST 10	ADDITION NUMBER SENTENCE		SUBTRACTION NUMBER SENTENCE									



Home Learning Music Activities K-6 By Mrs Razay



Here is a collection of music activities you can do while learning at home. You could take a photo, do a short video, record the sound or write about your experience. You may also choose or create your own music learning activities, but be sure to share your ideas with your classroom teacher. As for Kindergarten students you can use any musical app on your iPad or parents iPhone with parental permission.

Chair Drumming. Use some chopsticks or straight sticks from the garden. Drum along to your favourite songs. Listen carefully to keep the beat.



Audio Recording. Use a computer, Ipad or tablet recording program such as 'GarageBand' to create a soundtrack. Use sounds from around the house. Make sure there is a steady pulse. (GarageBand is free to download, and you know how to use it!)



Play an Instrument. Play an instrument you are familiar with or try another one you have at home. Use music we have played in school or find songs on the internet.



Write a song. Put some chords you know into a pattern. Add some lyrics. You can sing or rap a poem or story to your chord pattern. You could sing or rap your own words to an instrumental piece of music like a Karaoke backing track.




Make an Instrument with materials from around the home. (Make sure you get permission to use things.) It needs to have at least 5 different pitches/sounds. Play and record your instrument. My favourite is a spannerphone. What can you create?



Sing Karaoke. Search for your favourite song as a Karaoke version with lyrics. Sing along. Make sure you are in pitch and projecting your voice with clear diction (words).



Youtube learning. Watch music education videos from MusicK8.com and 'The Music show'. Teach someone about what you learn.



Music Project. Do some research about a musical style, a famous composer or your favourite music band or artist. Present it in Power Point with clips to share with the class. Or as a poster.




The Elements of Music. Create a poster, PowerPoint or video, to teach other students about the elements of music. Focus on one element each time. (Pitch, Duration, Dynamics, Structure, Texture, Beat, tone colour)




What can we do in places?

Most spaces in places are organised for a special reason.


For example, your school is a place which is organised so that you can learn.


- 1  Watch the video about building a Lego city. write or draw all the places you saw in the Lego city.



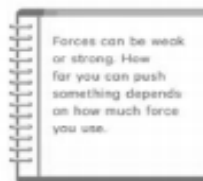
- 2  Look at the list of all the places in the Lego city. How many did you find? Think of any others you could add to the list.

- 3 Try and answer the Lego people's questions. Think of some other questions you could ask about the city.





1 What force do you think could move these rocks?



2 Which force do you think would be most successful in moving this rock?




*Read the eBook 'How to make a toy car launcher'.
Write your prediction about what will happen.*

Investigation

3 You are going to investigate what happens when we change the strength of a force.

Equipment needed:

- 1 toy car
- 1 car launcher



Aim: To find out what happens to a toy car when a force is made stronger.

Predict: When the force is made stronger, I think the car will
