

Surveyors Creek Public School

Framework for teaching online – Stage 1, Term 3 Week 3



Below is a learning schedule for you to follow. You will need access to a digital device to complete the following activities. You may need help from a parent/carer. You are also able to access Mathletics, Bug Club and any other website that your teacher has given you access to. Complete all activities in your Homework book or an exercise book. Write the date on your activities to keep track. Bring in your workbook on the day you're scheduled to attend school. Provided are the login details to access the Inquisitive programs.

Class To Do		inquisitive
QR Code	Link	
	http://inq.co/class/268i	
Access Code		
5	1	6 3

Year 1

Spelling Words		Extension	Tricky words
jump ed	twist ed	happ ed	have
play ed	mel ed	discuss ed	very
look ed	pick ed	relax ed	home

Year 2

Spelling Words		Extension	Tricky words
sent	cycle	gymnastics	remember
cent	circle	giraffe	other
giant	dance	celebrate	another

Have a go at making your bed.

Morning

English

Sign into your Google Classroom using your DET email and password. Click on today's google slide assignment to view the tasks.

Spelling

Write your spelling words in a workbook or on a slide. Watch the InitiaLit video on the Google Slide. Complete the following worksheets.

Year 1 - InitiaLit1 Lesson 81 Worksheet a

Year 2 - InitiaLit2 Lesson 52 Worksheet a

Handwriting

Letter: Rr

In your workbook complete the following handwriting lesson.

You can simply click on [Handwriting letter Rr](#) and complete the activity OR

Write a row of capital and lowercase Rr. Complete this sentence or make up your own.

The rabbit wore rainbow coloured ribbons.

Storybook

Edwina the Emu. Read/Watch: Read or watch the story. Enjoy the whole story without interruption.

<https://www.youtube.com/watch?v=UrMWPIOSSy4>

After listening to the story: Help your child to summarise the story. Can they tell you about the beginning? The middle? The end?

Draw a picture and a sentence about what happened at the beginning, middle of the story and what happened at the end.

Middle

Mathematics

Number of the Day

Number of the Day Stage One - 15

Number of the Day Extension - 215

There is a Number of the Day template at the end of the framework.

Problem

Watch the following video to revise the concept of place value.

<https://www.youtube.com/watch?v=a4FXI4zb3E4>

How many bundles of ten can you make with the number 27? You might like to use objects such as paddle pop sticks, or pasta to do this.

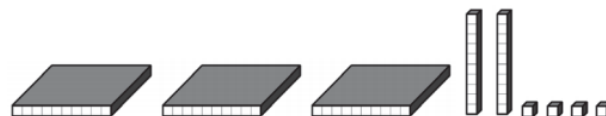
Draw a picture of what it looks like.

Find another way to group or bundle the number 27 using your objects.

Draw a picture of what it looks like.

Extension

Here is one way the number 342 can be grouped.



Write 5 other ways that you could group the number 324.

Afternoon

Dance

Warm Up:

<https://www.youtube.com/watch?v=XXH0EAKzPcM>

Students will be exploring space and shape with their bodies. Students stand in space and move their bodies in this way:

- Make a small shape with your body.
- Make a tall shape.
- Make a wide shape. Make a thin shape.
- Make a round shape.
- Make a spiky shape.

Imagine you are a balloon blowing up: Students use facial expressions and expanding arm movements to convey filling a balloon with air. Students blow up their 'body air balloon'. Students pretend they are light as a balloon.

Watch and listen to the Flow - Melting. - Now you will pretend you are melting, listen and follow the instructions in the video. -

<https://www.youtube.com/watch?v=fTzXFPh6CPI&t=69s>

Have a look at the *Imagine you are a bubble or cat examples (attached to framework)*. Students write their own short "Imagine you are a..." paragraph. Students may share their work with the class on our google classroom. Remind students to use words that encourage movements using a lot of space and different body shapes. Provide options if students cannot decide: rubber duck, fish, turtle or beach ball. Students practise reading and performing the movements once complete. You may like to look as see what others have come up with - see if you can imagine being your classmate's choices.

Have a go at tidying your room.

Morning

English

Sign into your Google Classroom using your DET email and password. Click on the slide assignment to view the tasks.

Spelling

Write your spelling words in a workbook or on a slide.

Choose 2-4 words and write them in an interesting sentence or sentences.

Remember capital letters and full stops. Remember your sentences must make sense.

Comprehension

Year 1. Listen to the story Edwina the Emu again and think of some questions you can ask Edwina. Write at least 2 in your book.

<https://www.youtube.com/watch?v=UrMWPIOSSy4>

Year 2. Inferring - Text: A World in the Sky (Attached)

Read the following words and their meaning first so you will have a better understanding of the text.

<u>Gallop</u> : When horses run very fast.	<u>Shield</u> : A big piece of metal that soldiers used to hold in front of them to protect their bodies.
<u>Battle</u> : A fight between two armies.	<u>Read the text attached</u> . As you read make sure you make pictures in your mind and imagine what is happening.

What is the word for making pictures in our mind? **Visualising**

What do you think Shen and Lily are looking at?

Why do you think this? What clues did you use?

Writing: Informative texts

With your informative text worksheet from Week 2 on 'The PLATYPUS' choose 2 facts that you think stand out and write these either on the slide or in your workbook. Before publishing your two facts on the slide or in your workbook make sure you have:

- edited your work; check for capital letters and full stops
- your spelling is correct
- your writing makes sense with REAL information

Middle

Mathematics

Number of the Day

Number of the Day Stage One - 28

Number of the Day Extension - 128

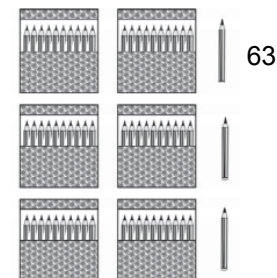
There is a Number of the Day template at the end of the framework.

Problem

Watch the following video to revise the concept of two-digit place value.

<https://www.youtube.com/watch?v=1F3AycEDksY>

Annie is sorting her coloured pencils. She has pencils altogether. She groups them in lots of 10 and has 3 left over. This is what they look like. How else could she write this number?




Extension

Watch the following video to revise the concept of three-digit place value.

<https://www.youtube.com/watch?v=omkDLmfvetk&t=62s>

Annie has \$265. Which of the following combinations of money could be \$265? Circle them and write a sum to prove that you are right.



Afternoon

Geography

Features of Places - How places are organised.

- Follow the link to log into the Inquisitive website <http://inq.co/class/7YMYH> - (Access Code:7970) View the video 'Arranging Furniture' and think of different ways desks can be arranged.
- Make a list of the activities you do in a classroom.
- Choose one of the activities and design a map of a classroom that would suit that activity.

Wednesday 28/7/2021

Count how many windows are in your house.

Morning

English

Sign into your Google Classroom using your DET email and password. Click on today's google slide assignment to view the tasks.

Spelling

Write your spelling words in a workbook or on a slide. Complete the following worksheets.

Year 1 - InitialLit1 Lesson 81 Worksheet b

Year 2 - InitialLit2 Lesson 52 Worksheet b

Writing: The Olympics

Use the class slide or your workbook to complete the Olympics inspired writing. You have 60 seconds for each event.

Click here to time yourself [60 second timer](#).

Event	Instructions	Scoring
1	Brainstorm as many ideas as your can about the topic 'running'	1 point for 1 idea
2	What runs? Write as many things as you can think of that run.	1 point for 1 idea
3	Use your 5 senses to describe running e.g. What does it look like? How does it feel?	1 point for 1 idea

Middle

Mathematics

Number of the Day

Number of the Day Stage One - 42


Number of the Day Extension - 342

There is a Number of the Day template at the end of the framework.

Problem

Watch the following video to revise the concept of grouping. <https://www.youtube.com/watch?v=24ZVly-n6G8>

Write the numeral for each of these in digit form.

seventy-nine  8 tens and 6 ones

Extension

Annie has \$265. The money below is only some of what she has. Draw what is missing.



Afternoon

Art:

Olympic Torch

This year's Olympic torch was inspired by the cherry blossoms of Japan. You can take a look at it and find out more information here:

<https://olympics.com/tokyo-2020/en/torch/about/brand-design-torch>

You will now design and create your own olympic torch using recycled materials from around the house.

Imagine if the torch was representing where you live? How would you design and decorate it to represent your country and city where you live?

You can use the attached template to start you off or use your own items from your house - toilet rolls, paper towel roll

Make sure you post a photo for us to see your awesome creations.

Have you cleaned your teeth in the morning and at night?

Morning

English

Sign into your Google Classroom using your DET email and password. Click on today's google slide assignment to view the tasks.

Spelling

Write your spelling words in a workbook or on a slide.
year 1 & 2

Comprehension: Predicting.

Before you listen to this book look at the front cover and predict 2-4 things that you think may happen in the story. Write them down. Then watch the story.

Migaloo the White Whale:

https://www.youtube.com/watch?v=MQN_r-pg5ZI

How did you go with your predictions? Were you correct? We can get a lot of information about something just by looking at the pictures and making some good guesses.

Writing: Let's learn about Japan!

People have lived in Japan for thousands of years. The Japanese flag is white with a red circle in the middle.



What other 'FACTS' can we find about Japan?

- Research facts about Japan or use the Japanese Fact sheet for your research.
- Write your facts on the slide or in your workbook.

Middle

Mathematics

Number of the Day

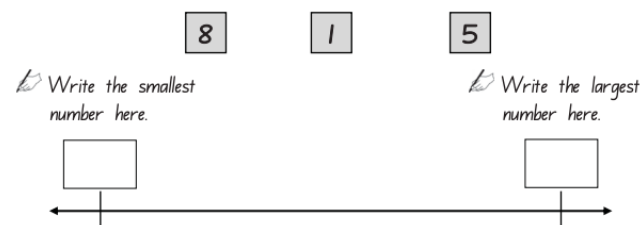
Number of the Day Stage One - 98

Number of the Day Extension - 798

There is a Number of the Day template at the end of the framework.

Problem


Choose 2 of these numerals to make the smallest 2-digit number and the largest 2-digit number you can. Write them on the number line.



What 2-digit numbers could you make that would go between the smallest and largest numbers. Make as many as you can.

Extension

Annie has \$265. The money below is more than what she has.



Afternoon

Science - Push and Pull

The use of arrows to indicate the direction of a force is introduced. The students observe several illustrations and discuss the direction of the force and whether it is a push or a pull.

Video

- Follow the link to watch the video on *Push and Pull Forces*
<https://www.youtube.com/watch?v=ZLDUrPaLQWE>

Hands on investigation - how things move.

- Choose four objects to investigate
- Make the object move

Activity

- Draw the object in the table and add arrows to show the direction of the force
- Label each diagram as a *push* or a *pull*.
- Name one fact you now know about forces
- Explain how you know this is true
- Write a question that will help you learn more about forces.

Friday 30/7/2021

Help prepare lunch and dinner. Tidy up afterwards.

Morning

English

Sign into your Google Classroom using your DET email and password. Click on today's google slide assignment to view the tasks. Read each day if you can.

Spelling

Write your spelling words in a workbook or on a slide. Choose three words from your spelling list and use them to write three sentences. Try writing compound sentences for extension.

A compound sentence is two smaller sentences joined by and, but, because etc. Example: "I threw the basketball **but** I missed the target by a large distance.

Storybook

Edward the Emu

Watch: <https://www.youtube.com/watch?v=0P74MJ3CMuU>

Design a new and exciting enclosure for Edward and Edwina. Add lots of fun things for the emus to do. Draw this in your book or take a picture. Alternatively if you have lego at home, use lego to design their enclosure.

Write about why your enclosure is so much better than the old one. What makes your "Emu Space"(enclosure) exciting? Is there room for more emus? How many more?

Grammar

A verb is a word that describes an action. It is a doing word, e.g. run, jump, skip, climb.

Write down 5 verbs on the slide or in your workbook that you can see happening around you.

Ask a parent/ or sibling to play VERB CHARADES with you.

Follow these steps:

1. Choose a verb to act out e.g. swim.
2. Move your body (without talking or making a sound) performing the verb.
3. Swap with a partner and you can guess the verb.
4. Play the game with 5 different verbs.



Middle

Mathematics

Number of the Day

Number of the Day Stage One - 60

Number of the Day Extension - 460

There is a Number of the Day template at the end of the framework.

Maths Games

Choose a game to play from the list:

- Guess my Number (Pick a number between 1-100 and say if your number is higher or lower than the persons guess)
- Combinations to 20
(<https://www.youtube.com/watch?v=C2Z43e05WP0&t=124s>)
- Trading Game
- Wishball Hundreds
<https://education.abc.net.au/home#!/media/1387717/wishball-hundreds.htm>
- 101 and You're Out!
<https://sites.google.com/education.nsw.gov.au/get-mathematical-stage-1/contexts-for-practise/101-and-youre-out>

Afternoon

Kitchen Garden

Sign into the **Kitchen Garden Google Classroom** using your DET email and password.

Complete the activities that Mrs. Firth has set for you.

Name: _____

Instructions: Add the suffix 'ed' to each verb, then write the new word in the final column. Read the words to a friend.

<u>Base word</u>		<u>Suffix</u>		<u>Whole word</u>
twist	+	ed	=	_____
smash	+	ed	=	_____
paint	+	ed	=	_____
shout	+	ed	=	_____
click	+	ed	=	_____
clean	+	ed	=	_____

Instructions: Read each past tense verb. Break them into their base word and suffix, and write these parts under the correct headings.

<u>Whole word</u>		<u>Base word</u>		<u>Suffix</u>
brushed	=	_____	+	_____
twisted	=	_____	+	_____
frowned	=	_____	+	_____
jumped	=	_____	+	_____
clicked	=	_____	+	_____
filled	=	_____	+	_____

Name: _____

Instructions: Read the sentences. Circle the verb in each sentence. Re-write the sentence as something that happened yesterday. Remember to add 'ed' to the verb. Read the new sentences to a friend.

Now	Yesterday ...
1. I <u>kick</u> the ball.	I <u>kicked</u> the ball.
2. We stomp our feet.	We <u>stomped</u> _____.
3. You press the button.	You _____.
4. I sprint to the line.	I _____.

Instructions: Read the story. Circle all the verbs with the suffix 'ed'. Copy the words into your exercise book.

On the weekend, we had our School Sports Day. It started at nine. We played lots of games. We joined teams. We tossed hoops onto sticks. We kicked balls into nets, and whacked balls over nets. We jumped, we shouted, we stomped, we called out.

We enjoyed our time so much, even when it rained. It was the best day!

Now copy the suffix 'ed' words into your exercise book!

Name: _____


Instructions: Circle the vowel letters below that make 'c' say /s/.

When the letter **c** is followed by

a	e	i	o	u	y
---	---	---	---	---	---

the letter **c** says /s/.

Instructions: Complete the words with 'ce', 'ci' or 'cy'. Copy the words on the lines.

Add 'ce':	Add 'ci':
____nts	pen____l
ni_____	____ty
Add 'cy':	
i_____	
re____cle	

Instructions: Match the beginning letter/s with the end letters to make words that rhyme. Copy the words on the lines.

n
 pr → ice
 d

pl
 f → ace
 sp

Lesson 1

How Spaces are Organised

Unit 3 How Places are Organised

5 Class chat.

Make a list of the activities your class does in the classroom.



Class Activity List

1. _____
2. _____
3. _____
4. _____
5. _____
6. _____
7. _____



Year 1 / 2 Geography Features of Places

Inquisitive

4

Lesson 1 How Spaces are Organised

Unit 3 How Places are Organised



- 6 Choose one of the activities and draw a map to show how you would like to arrange the room, for that activity.

Year 1 / 2 Geography Features of Places

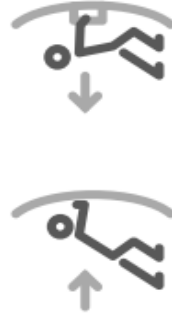
© Inquisitive Pty Ltd

5



4 You are going to investigate how things move:

- choose four things to investigate
- use a force to make each one move
- draw each one and put an arrow for the direction of the force you used to move it
- write if it is a push or a pull.



Push



Pull

1

2

3

4

5

Claim

Name one fact you now know about forces.

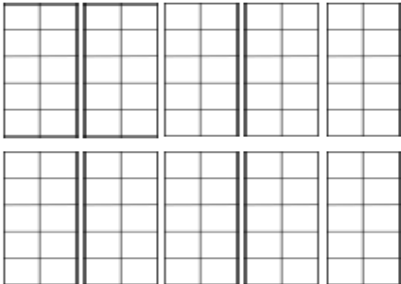
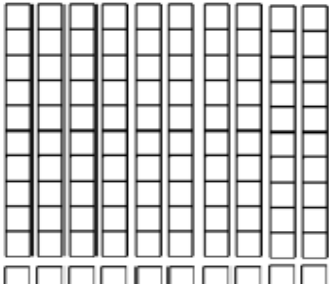
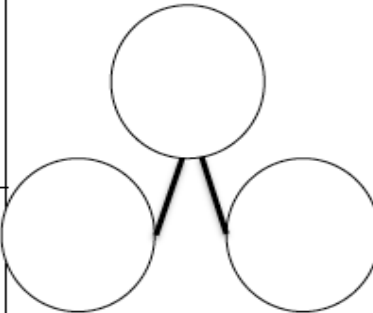
Support


How do you know it is true?

Question

What more could you learn about forces?



+1	-1	+10	-10	WORD				
TENS FRAMES 	BASE TEN BLOCKS 	PLACE VALUE <table border="1" data-bbox="967 437 1258 641"> <tr> <td>TENS</td> <td>ONES</td> </tr> <tr> <td></td> <td></td> </tr> </table>	TENS	ONES			EXPANDED FORM	ODD/EVEN
TENS	ONES							
TALLY	NUMBER OF THE DAY			NUMBER BOND 				
	WORD PROBLEM							

+1	<p style="text-align: center;">BASE TEN BLOCKS</p> 		DOUBLE THE NUMBER							
-1				EXPANDED FORM						
-10										
-10										
+100	<p style="text-align: center;">PLACE VALUE</p> <table border="1" style="margin: auto;"> <tr> <td style="text-align: center; width: 50px;">H</td> <td style="text-align: center; width: 50px;">T</td> <td style="text-align: center; width: 50px;">O</td> </tr> <tr> <td style="height: 60px;"></td> <td></td> <td></td> </tr> </table>		H	T	O				NUMBER OF THE DAY	MAKE THE BIGGEST NUMBER WITH THE DIGITS
H			T	O						
-100										
ROUND TO NEAREST 100	ODD/EVEN		NUMBER PATTERN USING THE NUMBER <div style="display: flex; align-items: center; justify-content: center; gap: 10px;"> <div style="border: 2px solid black; width: 40px; height: 40px; display: flex; align-items: center; justify-content: center;"> </div> <div style="font-size: 24px;">,</div> <div style="border: 2px solid black; width: 40px; height: 40px; display: flex; align-items: center; justify-content: center;"> </div> <div style="font-size: 24px;">,</div> <div style="border: 2px solid black; width: 40px; height: 40px; display: flex; align-items: center; justify-content: center;"> </div> <div style="font-size: 24px;">,</div> <div style="border: 2px solid black; width: 40px; height: 40px; display: flex; align-items: center; justify-content: center;"> </div> <div style="font-size: 24px;">,</div> <div style="border: 2px solid black; width: 40px; height: 40px; display: flex; align-items: center; justify-content: center;"> </div> </div>							
ROUND TO NEAREST 10	ADDITION NUMBER SENTENCE		SUBTRACTION NUMBER SENTENCE							



Home Learning Music Activities K-6 By Mrs Razay



Here is a collection of music activities you can do while learning at home. You could take a photo, do a short video, record the sound or write about your experience. You may also choose or create your own music learning activities, but be sure to share your ideas with your classroom teacher. As for Kindergarten students you can use any musical app on your iPad or parents iPhone with parental permission.

Chair Drumming. Use some chopsticks or straight sticks from the garden. Drum along to your favourite songs. Listen carefully to keep the beat.



Audio Recording. Use a computer, Ipad or tablet recording program such as 'GarageBand' to create a soundtrack. Use sounds from around the house. Make sure there is a steady pulse. (GarageBand is free to download, and you know how to use it!)



Play an Instrument. Play an instrument you are familiar with or try another one you have at home. Use music we have played in school or find songs on the internet.



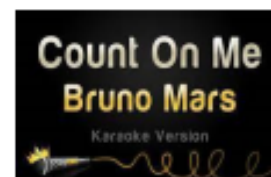
Write a song. Put some chords you know into a pattern. Add some lyrics. You can sing or rap a poem or story to your chord pattern. You could sing or rap your own words to an instrumental piece of music like a Karaoke backing track.




Make an Instrument with materials from around the home. (Make sure you get permission to use things.) It needs to have at least 5 different pitches/sounds. Play and record your instrument. My favourite is a spannerphone. What can you create?



Sing Karaoke. Search for your favourite song as a Karaoke version with lyrics. Sing along. Make sure you are in pitch and projecting your voice with clear diction (words).



Youtube learning. Watch music education videos from MusicK8.com and 'The Music show'. Teach someone about what you learn.



Music Project. Do some research about a musical style, a famous composer or your favourite music band or artist. Present it in Power Point with clips to share with the class. Or as a poster.



The Elements of Music. Create a poster, PowerPoint or video, to teach other students about the elements of music. Focus on one element each time. (Pitch, Duration, Dynamics, Structure, Texture, Beat, tone colour)



Dance:

Monday - "Imagine You Are" Examples

Imagine you are a bubble

Imagine you are a bubble close to the ground.

You are a very *small* bubble floating in the air around the room.

You are floating higher... and higher... as you get larger... and larger... and **pop!**

You have burst!

Imagine you are a cat

Imagine you are a cat crouched on the ground.

You are *slowly* and *quietly* sneaking towards the juicy, fat bird in the tall grass.

You move a little *faster* towards your prey, take a big *leap*... and **pounce!**

You have your dinner!

All About Japan

Japan is a country in Asia.
It is made up of lots of islands.

Facts About Japan

Capital: Tokyo

Population: 127 million people

Language: Japanese




Flag:



What Is Japanese Food Like?

Sushi is a popular meal. It is made from rice, seaweed and raw (uncooked) fish.

There are lots of other Japanese foods too:

-  katsu curry
-  ramen noodles
-  bento lunches



What Is the Weather Like in Japan?

Japan has four seasons. They are spring, summer, autumn and winter.

The weather is very different across Japan. The north of Japan gets very cold in winter and warm in summer. Many people go there to ski.

The south of Japan stays warm all year. Many people go to the sandy beaches for holidays.



A World in the Sky

When Shen and Lily lie on the grass and look up at the sky, they see many wonderful things.

White horses gallop over snowy mountains. A fluffy white rabbit sleeps on a soft pillow. Soon she disappears and there is a great battle with swords and shields. When the battle turns dark and grey, the children jump up and run inside. They do not want to get wet!

Olympic Torch - Template

Cut out and decorate. Assemble the cone and then stick the flame inside the top to make the torch.

