



# Surveyors Creek Public School

## Framework for teaching online – Year 2, Term 3 Week 1

Below is a learning schedule for you to follow. You will need access to a digital device to complete the following activities. You may need help from a parent/carer. You are also able to access Mathletics, Bug Club and any other website that your teacher has given you access to. Complete all activities in your Homework book or an exercise book. Write the date on your activities to keep track. Bring in your workbook on Monday 19th July.

<b><u>Spelling Words</u></b>	<b><u>Bossy 'e' + ing</u></b>	<b><u>Extension</u></b>	<b><u>Tricky words</u></b>
making	hiding	amazing	*bought
baking	hoping	completing	thought
riding	shining	exploding	work

Tuesday 13/7/2021

Have a go at tying up your shoes.

Morning

English

Sign into your Google Classroom using your DET email and password. Make a copy of the daily Google Slide and begin your work.

**Spelling** - Write out your spelling words and choose three to write three sentences.

**Storybook lesson:**

*The Lost Girl* by Ambelin Kwaymulina.

Click on the link: [The Lost Girl](#)

[The Lost Girl by Ambelin Kwaymullina and Leanne Tobin \(Read-Aloud\) - YouTube](#)

Before reading, link to prior knowledge about Aboriginal culture.

Before watching, make a prediction on what you think the text is about.

After watching, make a prediction on what will happen next.

Writing - Begin writing a recount on the story 'The Lost Girl'. Include an orientation, sequence of events and a conclusion stating your thoughts on the story.

Recount is expected to be written over three days.

Middle


Mathematics

**Number of the Day - 47 -**

Watch the video demonstrating how to complete the 'number of the day' task.  
Making equal groups - Watch the Number Jacks for revision

[Numberjacks | Fair Shares | S1E32 - YouTube](#)

Problem Peyton, Kate and Levi each have some chocolate frogs.



There are \_\_ groups of \_\_ chocolate frogs.  
There are \_\_ chocolate frogs altogether.

If Noah and Lincoln wanted to join, can the chocolate frogs be shared equally?

Afternoon

**NAIDOC: NAIDOC WEEK:**

<https://www.youtube.com/watch?v=Lgl8khN47iM&t=12s>

The 2021 National NAIDOC Poster, 'Care for Country' was designed by Gubbi Gubbi artist Maggie-Jean Douglas.  
Using the 2021 NAIDOC Week theme, Heal Country!, as inspiration; 'Care for Country' is a bright and vibrant artwork which explores how Country has cared for and healed First Nations people spiritually, physically, emotionally, socially and culturally.

The artwork includes communities, people, animals and bush medicines spread over different landscapes of red dirt, green grass, bush land and coastal areas to tell the story of the many ways Country can and has healed us throughout our lives and journeys.

**Complete the NAIDOC Week poster colouring in to go in the competition to win a NAIDOC wristband.** (Two winners will be chosen from each class.)

*Colouring in sheet is at the end of the document.*

OR

[https://surveyorsc-p.schools.nsw.gov.au/content/dam/doe/sws/schools/s/surveyorsc-p/online-learning/2021-lfh/misc/NAIDOC\\_COLOURING\\_PAGE.pdf](https://surveyorsc-p.schools.nsw.gov.au/content/dam/doe/sws/schools/s/surveyorsc-p/online-learning/2021-lfh/misc/NAIDOC_COLOURING_PAGE.pdf)

**More on NAIDOC WEEK:**

<https://www.abc.net.au/btn/newsbreak/btn-news-break-20210708/13437530>

Wednesday 14/7/2021

Can you clean the door knobs?		
Morning	Middle	Afternoon
<p><b>English</b> Sign into your Google Classroom using your DET email and password. Make a copy of the daily Google Slide and begin your work.</p> <p>Spelling - Watch the Spelling InitialLit video and complete the Spelling activity sheet.</p> <p>Writing - Continue writing your recount on the storybook 'The Lost Girl'. <a href="#">The Lost Girl by Ambelin Kwaymullina and Leanne Tobin (Read-Aloud) - YouTube</a></p>	<p><b>Mathematics</b> <i>Number of the Day - 13</i></p> <p>Making equal groups - Watch the Scratch Garden video to revise skip counting</p> <p><a href="#">The Counting by Threes Song   Counting Songs   Scratch Garden - YouTube</a></p> <p>Problem Anna is making party bags to give to her friends. She has 24 lollies to put in the bags. Each party bag is going to have 3 lollies.</p> <p>How many part bags can she make?</p> <p>If Anna had 26 lollies to share with three friends, how many lollies would each child get?</p>	<p><b>PDHPE</b> Watch the and participate in the 'Move it Mob Style' dance <a href="#">Move It Mob Style Ep 1 CarriageWorks - YouTube</a></p>

Thursday 15/7/2021

<b>Have you cleaned your teeth in the morning and night?</b>		
<b>Morning</b>	<b>Middle</b>	<b>Afternoon</b>
<p><b>English</b> Sign into your Google Classroom using your DET email and password. Make a copy of the daily Google Slide and begin your work.</p> <p><b>Spelling</b> - Write out your spelling words and choose three to write three sentences.</p> <p>Comprehension - Watch the story 'The Lost Girl' <a href="#">The Lost Girl by Ambelin Kwaymullina and Leanne Tobin (Read-Aloud) - YouTube</a></p> <p>What does the story remind you of from your own life? What other books does this text remind you of? What Writing - Re-read your recount on 'The Lost Girl'. Edit your writing using the Six Star Sentence checklist.</p>	<p><b>Mathematics</b> <b><i>Number of the Day - 27</i></b></p> <p>Arrays - Watch the Youtube video on arrays for revision <a href="#">Repeated Addition using Arrays   2nd Grade Math   Kids Academy - YouTube</a></p> <p>Problem: 2D made a vegetable garden near their classroom. They planted lettuce in 4 rows of 6. How many lettuce plants did they plant?</p> <p>Draw the garden. If 2D plant 12 carrot plants, how many different ways could they plant them?</p> <p>Draw the different ways you could plant them in rows.</p>	<p><b>Geography</b></p> <p>Watch the BTN video on Indigenous Place names <a href="#">Indigenous Place Names - Behind the News - YouTube</a></p> <p>Have a look at the AIATSIS map and find the country that you live on.</p> <p>What Indigenous countries in Australia do you like to visit?</p>

Friday 16/7/2021

Are your shoes clean and put away?		
Morning	Middle	Afternoon
<p><b>English</b></p> <p>Sign into your Google Classroom using your DET email and password. Make a copy of the daily Google Slide and begin your work.</p> <p>Spelling - Watch the Spelling InitialLit video and complete the Spelling activity sheet.</p> <p>Handwriting - Watch the Clever Pickles handwriting video and complete your handwriting using the tram lines <a href="#">Handwriting Qq - YouTube</a></p>	<p><b>Mathematics</b> <i>Number of the Day - 84</i></p> <p>Arrays - Watch the video on arrays for revision <a href="#">Arrays BrainPop - YouTube</a></p> <p><b>Problem:</b> 2J planted 20 plants with 5 plants in each row. How many rows did they plant? Can you find or make an array in your house? Draw them or take photos and attach them to your Google Slide.</p>	<p><b>Library</b> <b>Lesson 1:</b> <b>Learning Intention:</b> Identify the Author's Purpose of a particular book.</p> <p>1.Listen to the story Harry the Dirty Dog <a href="https://storylineonline.net/books/harry-the-dirty-dog/">https://storylineonline.net/books/harry-the-dirty-dog/</a></p> <p>2. Give the following information to someone in your family.</p> <ul style="list-style-type: none"><li>* Is the story written to entertain us or inform us?</li><li>* Is it a piece of fiction (Story Book)) or Non-Fiction (Information Book)</li><li>*Who are the Author and Illustrator?</li><li>*What was your favourite character and part of the story?</li><li>*Would you recommend this book to someone else to read? Why?</li></ul>



## Home Learning Music Activities K-6 By Mrs Razay



Here is a collection of music activities you can do while learning at home. You could take a photo, do a short video, record the sound or write about your experience. You may also choose or create your own music learning activities, but be sure to share your ideas with your classroom teacher. As for Kindergarten students you can use any musical app on your iPad or parents iPhone with parental permission.

**Chair Drumming.** Use some chopsticks or straight sticks from the garden. Drum along to your favourite songs. Listen carefully to keep the beat.



**Audio Recording.** Use a computer, Ipad or tablet recording program such as 'GarageBand' to create a soundtrack. Use sounds from around the house. Make sure there is a steady pulse. (GarageBand is free to download, and you know how to use it!)



**Play an Instrument.** Play an instrument you are familiar with or try another one you have at home. Use music we have played in school or find songs on the internet.



**Write a song.** Put some chords you know into a pattern. Add some lyrics. You can sing or rap a poem or story to your chord pattern. You could sing or rap your own words to an instrumental piece of music like a Karaoke backing track.




**Make an Instrument** with materials from around the home. (Make sure you get permission to use things.) It needs to have at least 5 different pitches/sounds. Play and record your instrument. My favourite is a spannerphone. What can you create?



**Sing Karaoke.** Search for your favourite song as a Karaoke version with lyrics. Sing along. Make sure you are in pitch and projecting your voice with clear diction (words).



**Youtube learning.** Watch music education videos from MusicK8.com and 'The Music show'. Teach someone about what you learn.



**Music Project.** Do some research about a musical style, a famous composer or your favourite music band or artist. Present it in Power Point with clips to share with the class. Or as a poster.



**The Elements of Music.** Create a poster, PowerPoint or video, to teach other students about the elements of music. Focus on one element each time. (Pitch, Duration, Dynamics, Structure, Texture, Beat, tone colour)



# Recount Proforma

Orientation	
Sequence of Events	
Firstly...	
Then...	
After that...	
Finally...	
Conclusion	
I liked it because...	

Name: \_\_\_\_\_

**Instructions:** Add 'ing' to the verbs and then choose the correct words to complete the sentences.

Add 'ing': watch\_\_\_\_\_ jump\_\_\_\_\_ sleep\_\_\_\_\_ work\_\_\_\_\_

1. We are \_\_\_\_\_ on the trampoline.
2. My teacher is happy that we are \_\_\_\_\_ hard today.
3. My sister is \_\_\_\_\_ in her nice soft bed.
4. I am \_\_\_\_\_ a funny show with my family.

**Instructions:** Add 'ing' to the 'bossy e' words by crossing out the 'e' and adding 'ing'. Write the words on the lines and then write sentences using the words.**Remember, when words have a 'bossy e', we need to drop the 'e', then add 'ing'.**take~~e~~ + ing \_\_\_\_\_

smile + ing \_\_\_\_\_



hope + ing \_\_\_\_\_

**Instructions:** Read each sentence. Circle the word that has been spelled incorrectly. Write the word correctly on the line.

1. I am writeing a letter to my friend. \_\_\_\_\_
2. Dad is makeing our dinner tonight. \_\_\_\_\_
3. Stop pokeing your sister! \_\_\_\_\_
4. Mum is driveing to the shops. \_\_\_\_\_



Name: \_\_\_\_\_

**Instructions:** Add 'ing' to the word in the brackets and write it on the line. Think about whether you need to just add 'ing' to the verb or whether you need to drop the 'e' before you add 'ing'. Write your **own** sentence with the 'ing' verb on the line below.

**Remember:**

- ▶ We add 'ing' to verbs to show that someone is in the middle of doing something.
- ▶ For 'bossy e' words, we drop the 'e' and add 'ing' (e.g., smile + ing = smiling).

1. My mum is \_\_\_\_\_ me with my homework. (*help*)



2. I am \_\_\_\_\_ a card for my friend's birthday. (*make*)



3. My brother is \_\_\_\_\_ his bike to the park. (*ride*)



4. They are \_\_\_\_\_ to the beach. (*drive*)



5. I am \_\_\_\_\_ for the book on the top shelf. (*reach*)



6. We are \_\_\_\_\_ and catching the ball. (*throw*)




7. She is \_\_\_\_\_ to get a prize. (*hope*)




8. I am \_\_\_\_\_ my work into my book. (*paste*)





<b>+I</b>	<b>-I</b>	<b>+IO</b>	<b>-IO</b>	<b>WORD</b>																																				
<b>TENS FRAMES</b> <div style="display: flex; justify-content: space-around;"> <div> <table border="1"><tr><td></td><td></td><td></td><td></td></tr><tr><td></td><td></td><td></td><td></td></tr><tr><td></td><td></td><td></td><td></td></tr><tr><td></td><td></td><td></td><td></td></tr></table> </div> <div> <table border="1"><tr><td></td><td></td><td></td><td></td></tr><tr><td></td><td></td><td></td><td></td></tr><tr><td></td><td></td><td></td><td></td></tr><tr><td></td><td></td><td></td><td></td></tr></table> </div> </div>																																	<b>BASE TEN BLOCKS</b> 	<b>PLACE VALUE</b> <table border="1" style="width: 100%;"> <tr> <th>TENS</th> <th>ONES</th> </tr> <tr> <td style="height: 60px;"></td> <td style="height: 60px;"></td> </tr> </table>	TENS	ONES			<b>EXPANDED FORM</b>	<b>ODD/EVEN</b>
TENS	ONES																																							
<b>TALLY</b>	<b>NUMBER OF THE DAY</b>			<b>DRAW IT</b>																																				
<b>WORD PROBLEM</b>																																								
<b>FLEXIBLE THINKING</b>	<b>ADDITION NUMBER SENTENCE</b>	<b>SUBTRACTION NUMBER SENTENCE</b>	<b>MULTIPLICATION NUMBER SENTENCE</b>	<b>DECOMPOSING</b> 																																				



Artwork: *Care for Country* by Maggie-Jean Douglas (Gubbi Gubbi)

When creating 'Care for Country' I kept in mind that this meant spiritually, physically, emotionally, socially and culturally – I chose to create a bright and vibrant artwork that included the different colours of the land but showed how they come together in our beautiful country and to make people feel hopeful for the future. I've included communities/people, animals and bush medicines spread over different landscapes of red dirt, green grass, bush land and coastal areas to tell the story of the many ways country can and has healed us throughout our lives and journeys.

# NAIDOC Week

4-11 JULY 2021

#NAIDOC2021 #HealCountry



[facebook.com/NAIDOC](https://facebook.com/NAIDOC)

[@naidocweek](https://twitter.com/naidocweek)

[@naidocweek](https://www.instagram.com/naidocweek)