



Surveyors Creek Public School

Framework for teaching online – Stage 1, Term 3 Week 9

Below is a learning schedule for you to follow. You will need access to a digital device to complete the following activities. You may need help from a parent/carer. You are also able to access Mathematics, Bug Club and any other website that your teacher has given you access to. Complete all activities in your Homework book or an exercise book. Write the date on your activities to keep track. Bring in your workbook on the day you're scheduled to attend school. Provided are the login details to access the Inquisitive programs.

Class To Do **inquisitive**

QR Code


Link
<http://inq.co/class/268i>

Access Code

5

1

6

3

Year 1

Spelling Words		Extension	Tricky words
slowly	proudly	perfectly	ask
quickly	smoothly	suddenly	fast
softly	friendly	politely	our

Year 2

Spelling Words		Extension	Tricky words
toys	playing	meaningful	favourite
refil	unfair	forgetful	should
untrue	boxes	elephants	shouldn't

Monday 6/9/2021

Did you know? Today is **National Read a Book Day**. Read a book to a family member. Ask your parents about their favourite book. Who is your favourite author? Who is your teacher's favourite author? Who is **Roald Dahl**? He was born on 13/9/1916. Can you name some of his books?

Morning

English

Sign into your Google Classroom using your DET email and password. Click on today's google slide assignment to view the tasks.

Spelling

Write your spelling words in a workbook or on a slide. Watch the InitiaLit video on the Google Slide. Complete the following worksheets.

Year 1 - InitiaLit1 Lesson 102 a

Year 2 - InitiaLit2 Lesson 69 a

Handwriting: letter 'S'

Anticlockwise and clockwise movement.

Write today's date: Monday 6th September.

Ss Ss Ss Ss Ss Ss Ss Ss Ss Ss Ss Ss Ss

She sells seashells by the seashore but the seashells
she sells are not seashells I'm sure.



Storybook: The True Story of the Three Little Pigs

Watch and listen to the story.

<https://www.youtube.com/watch?v=Xw6fHKFxx1U>

Year 1 and 2 Answer these questions in your book or slide.

1. Why did the wolf go to see the pigs?
2. What happened to the First and Second Little Pigs?
3. Where did the wolf end up? Why?
4. Do you believe the wolf's story? Why/why not?

Year 2: Summarise the story.

Middle

Mathematics

Number of the Day

Number of the Day Stage One - 27

Number of the Day Extension - 227

Number of the Day Extension - 2227

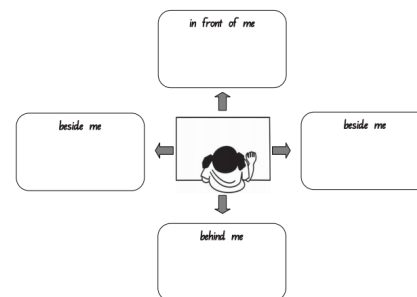
Problem

Sit at your desk and look at the things around you.

Find:

- something that is in front of you
- something that is behind you
- something that is beside you.

Write or draw the things you see in the boxes to show where they are.



Extension

Work with a partner. Use 12 blocks to make a model of a small town. There should be at least 4 buildings.

Make up names for your buildings. Put a label on each one.

Look down at your model from above it and draw what it looks like. Write the names on the buildings.

Take turns to play this game with your partner: Hide a counter under one of the buildings in your model while your partner is not looking. Tell your partner where the counter is without naming the building that it is under. Use some of these words in your description. Near, beside, between, behind, in front of.

Afternoon

Health

People We Trust

1. Discuss what the word 'trust' means.

2. Talk about the people that you trust. Sort these answers into three groups of people who can help you – family, friends and others.

3. Use the empty photo frame template provided. Draw a picture of yourself in the middle, and then create a 'trust mind map' representing the people that you trust.

Did you know? Today, September 7th is **National Acorn Squash Day**! What is an acorn?

Morning	Middle	Afternoon
<p>English Sign into your Google Classroom using your DET email and password. Click on the slide assignment to view the tasks.</p> <p>Spelling Write your spelling words in a workbook or on a slide. Choose 2-4 words and write them in an interesting sentence or sentences. Remember capital letters and full stops. Remember your sentences must make sense.</p> <p>Comprehension - Infer When we read, we often see words that we don't understand. Writers often give us clues so we can work out what the word may mean. Read the following sentences then complete the word web by writing a list of synonyms for the word, enormous then list some animals that are enormous.</p> <div style="border: 1px solid black; padding: 5px; margin: 5px 0;"> <p>Blue whales are enormous. They are the biggest animal on our planet.</p> </div> <p>Read the following sentences then complete the word web by writing a list of synonyms for the word, delicious then list some foods that are delicious.</p> <div style="border: 1px solid black; padding: 5px; margin: 5px 0;"> <p>Mmm. That chocolate cake is delicious. Please, may I have another slice?</p> </div> <p>Writing: My Secret Power Book Think of one of your favourite books, a book you have just read or listened to or a book that you are currently reading. As we celebrate books and Australian children's authors and illustrators in book week we would love to know what your favourite book is. Write a book report on the document attached at the end of the framework. There are two book reports, one for Year 1 and one for Year 2. Lets see what your favourite book is!</p>	<p>Mathematics Number of the Day Number of the Day Stage One - 50 Number of the Day Extension - 750 Number of the Day Extension - 1750</p> <p>Problem Aidan's friends sit around him in the classroom. This is where they sit: <ul style="list-style-type: none"> • Ben sits behind him • Casey sits beside him • Alex sits in front of him • Jordan sits beside Ben Write the names of Aidan's friends on the right desk. Refer to the <i>Maths (Tuesday)</i> worksheet <i>Image 1</i>.</p> <p>Extension Gemma made a model of her house and her yard. Refer to the <i>Maths (Tuesday)</i> worksheet <i>Image 2</i>. 1. Gemma keeps leaving her book somewhere in her yard. Read the descriptions to work out the places she has left it. Draw a cross on all of the places that are described below. "I left my book under the tree that is near the driveway." "My book is in the building that is closest to the vegetable garden." "My book is in the building that is beside my house." "You will find my book beside the garden that is in front of the house." 2. Describe one other place that Gemma could have left her book.</p>	<p>Geography Features of Places – Change (Lesson 4) Focus Question: <i>How do the features of places change?</i></p> <ul style="list-style-type: none"> • Watch the video <i>Penrith Through Time</i> to see the changes that have occurred in our local area. What did the area look like long ago compared to how it looks now? https://drive.google.com/file/d/1s_XgGBcl2b4SLHoLeSIIJcJsq_S2Divk/view?usp=sharing • Brainstorm what features you would like Penrith to have in the future • Create a survey. Write a list of the things you would like to see in Penrith in the future. Ask people at home to help you complete the survey by voting for the things they would like (you might want to let them choose a few things each – you can vote too!) • Work out the feature that has the most votes. Remember this for next week's lesson.

Did you know? **September 8** is a national holiday in Malta. This day is locally known as *il-Vitorja*, meaning **Victory Day**.

Morning

English

Sign into your Google Classroom using your DET email and password. Click on today's google slide assignment to view the tasks.

Spelling - Optional

Write your spelling words in a workbook or on a slide. Complete the following worksheets.

Year 1 - InitiaLit1 Lesson 102 b

Year 2 - InitiaLit2 Lesson 69 b

Reading - Optional

Read a book/books of your choice for 20 min. OR Go to Bug Club and read.

<https://www.activelearnprimary.com.au/login?c=0>

Wellbeing Wednesday Activity

Choose an activity from the Wellbeing Chart

Wellbeing Wednesdays				
Build a fort or cubby house using sheets (ask permission first)	Draw a treasure map. Have a family member find the treasure	Create a menu and help prepare lunch or dinner	Do something nice for your parents or carers	Play hide and seek with your family members
Design a new board game and play it with your family	Design a car track for your toy cars	Enjoy a picnic in your garden / backyard	Read quietly outside in the sun (wear a hat)	Bake a cake or cupcakes
Paint a rock and leave it for someone to find	Design a fitness routine ... star jumps, push ups, skipping	Call a friend or a family member	Dress up for your class Zoom with Crazy Hair	Write a letter to a friend or family member
Dress up for your class Zoom in your PJs	Do some gardening	Make some playdough or slime	Do some Yoga and stretch your body and mind	Play a game like 'What's the time Mr Wolf?'

Middle

Mathematics - Optional

Number of the Day

Number of the Day Stage One - 19

Number of the Day Extension - 119

Number of the Day Extension - 2119

Wellbeing Wednesday Activity

Choose an activity from the Wellbeing Chart

Wellbeing Wednesdays

Build a fort or cubby house using sheets (ask permission first)	Draw a treasure map. Have a family member find the treasure	Create a menu and help prepare lunch or dinner	Do something nice for your parents or carers	Play hide and seek with your family members
Design a new board game and play it with your family	Design a car track for your toy cars	Enjoy a picnic in your garden / backyard	Read quietly outside in the sun (wear a hat)	Bake a cake or cupcakes
Paint a rock and leave it for someone to find	Design a fitness routine ... star jumps, push ups, skipping	Call a friend or a family member	Dress up for your class Zoom with Crazy Hair	Write a letter to a friend or family member
Dress up for your class Zoom in your PJs	Do some gardening	Make some playdough or slime	Do some Yoga and stretch your body and mind	Play a game like 'What's the time Mr Wolf?'

Afternoon

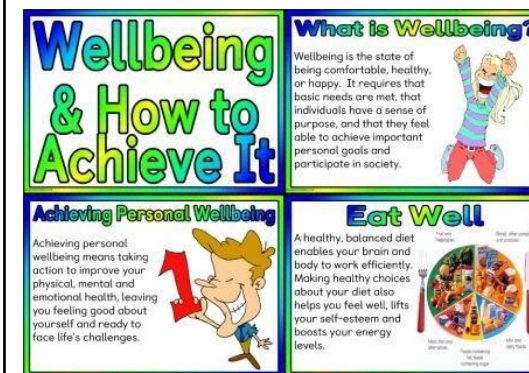
Art

Wellbeing Wednesday Activity -

Draw your favorite healthy snack! or check out this how to draw video below:

You will need paper, pencils, texta, colours.

<https://www.youtube.com/watch?v=5gf8Sm7GQxM>



Today is the **252nd day of the year**. This is the **36th week** of the year 2021. How many days are in 2021? _____ How many weeks in a year? _____

Morning

English

Sign into your Google Classroom using your DET email and password. Click on today's google slide assignment to view the tasks.

Reading Read a book/books of your choice for 20 min.
OR

Go to Bug Club and read.

<https://www.activelearnprimary.com.au/login?c=0>

Comprehension - Infer

Complete the attached Inferring Vocabulary sheet (Lesson 37) by selecting the correct meaning of the highlighted word. Underline the clues from the text that you used to infer the meaning. Then, on the worksheet, write a sentence with the highlighted word.

Writing: An animal has escaped the zoo!!!

Oh no, an animal has escaped the zoo!!! Were you able to work out which animal escaped the zoo?

Today you are going to write a report for our local newspaper. You need to think about the information you found and use it to write about the animal escaping the Zoo...

Think about the subheadings below and you can incorporate these areas into your writing.

1. Introduction
2. Appearance
3. Food
4. Habitat
5. Interesting facts

There are writing templates attached for Year 1 and Year 2 at the end of the framework.

Middle

Mathematics

Number of the Day

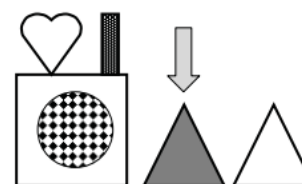
Number of the Day Stage One - 25

Number of the Day Extension - 625

Number of the Day Extension - 2625

Problem

Look at where these shapes have been drawn.



You can choose to use some of these words to complete the sentences.


triangle	square	heart	circle	rectangle
on	in	between	beside	above
			below	

The circle is _____ the square.

The _____ is on the square.

The rectangle is _____ the heart.

Extension



Use the picture above to answer the questions.

Where is the circle? Where is the star?

What shape is beside the circle and under the triangle?

What shape is between the star and the triangle and above the circle?

Afternoon

Science: Forces and Energy

Lesson 4-Forces on Water

Focus Question: How do forces move things through water?

- Log on to the Inquisitive website <http://inq.co/class/7YMYH> - (Access Code:7970)
- View the video of a kite surfer and think about what you saw moving, changing direction and changing shape.
- Complete the interactive, putting the arrows in the correct direction for each force.
- Look at the image of the boat and think about how the boat has been shaped to make it float.

Non-Digital Version

Complete the activities on the attached sheet. You do not need to do the sheet if you have completed the activities online.

Friday 10/9/2021

Did you know? There are **112 days left** in **2021**. Have a go at helping around the house. Clean up your bedroom and pack up your toys.

Morning

English

Sign into your Google Classroom using your DET email and password. Click on today's google slide assignment to view the tasks. Read each day if you can.

Spelling

Write your spelling words in a workbook or on a slide. Choose 3-6 words from your spelling list and write them in an interesting sentence/s. For example: We were **playing** my **favourite** game when **suddenly** my friend made an **unfair** move and won.

(You can use spelling words from both lists if you prefer.)

Storybook: The True Story of the Three Little Pigs

Watch and listen to the story again.

<https://www.youtube.com/watch?v=Xw6fHKFxx1U>

Write in your book or on a slide.

1. What is hiding in the cake mix that Al is making?
2. Does this remind you of another fairy tale? Who else made food for their granny?
3. Why does Al think that the First Little Pig wasn't very bright?
4. Do you think straw is a good material to build a house with? Why/why not?
5. If you could build a strong 'wolf proof' house, what would you build it with? Draw your house and write a sentence or two explaining what makes your house the strongest.

Grammar - List some adjectives to describe how strong your house is. For example: hard, solid, stout, mighty, tough....

Middle

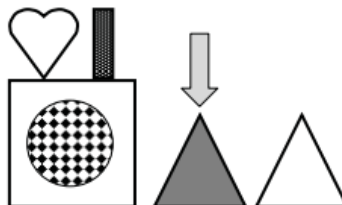
Mathematics

Number of the Day

Number of the Day Stage One - 13
Number of the Day Extension - 413
Number of the Day Extension - 2413

Problem

Where is the dark triangle?



Describe the position of the dark triangle.

Extension

Follow these directions to make a drawing.

1. Draw a small house in the middle of the rectangle.
2. Draw a tree beside the house.
3. Put a moon in the top right corner of the rectangle.
4. Under the house, draw a garden.
5. Draw a bird between the house and the moon.



Afternoon

Kitchen Garden

Sign into the **Kitchen Garden Google Classroom** using your DET email and password.

Complete the activities that Mrs. Firth has set for you.

Access Code: m57aurc

Library

THE TRUE STORY OF THE THREE LITTLE PIGS.

Year 1 and 2 Answer these questions.

Why did the wolf go to see the pigs?

What happened to the First and Second Little Pigs?

Where did the wolf end up? Why?

Do you believe the wolf's story? Why/why not?



SUMMARISE - The True Story of the Three Little Pigs. Year 2

Optional for Year 1. Type your work on the slide or in your book.

Learning Intention
We are learning to
summarise



My Summary.



Alexander T Wolf



He wanted to



But



The problem was solved when



Finally they..

Name: _____

Instructions: Add the suffix to the base words. Read the new word to a partner.

quick + ly = _____ brave + ly = _____

slow + ly = _____ strong + ly = _____

rude + ly = _____ soft + ly = _____

Instructions: Read the first sentence in the box. The adverb is underlined. Write that adverb in the blank and complete the next sentence. Read the sentences to a partner.

Think of a time when you eat really quickly.

I eat my food really _____ when _____

Think of a time when you must speak very quietly.

I speak very _____ when _____

Think of a time when you might need to act bravely.

I need to act _____ when _____

Instructions: Read the sentences and choose the adverb that fits the best. Write it in the blank and read the sentences to a partner. Choose one sentence to write in your exercise book and draw a picture to match.

1. I shout _____ (loudly/quietly) to my friend.
2. I sprint _____ (quickly/slowly) to the finish line.
3. I cry _____ (brightly/sadly) when I get hurt.
4. The king fights the dragon _____ (softly/bravely).

Instructions: Read the story. Circle the verbs. Choose the correct adverbs from the box below and write them in the blanks. Read the completed story to a partner.

crossly slowly quickly softly

Molly was in such a rush. She had to dress _____ or she would be late for school. Her little sister, Jenny, was dressing so _____. Molly was mad. "You are so slow!" she shouted _____. Jenny started to cry. Molly felt bad. "Do not be sad," Molly said _____. She gave Jenny a big hug.

Name: _____

Instructions: Build at least five real words by adding these prefixes, base words and suffixes together. The words you make may have two or three parts.

prefix	base word	suffix	new word
re	play	ful	_____
un	teach	s	_____
	happy	ing	_____
	join	es	_____

Instructions: Write the underlined words in the table below, breaking them into base word and prefix or suffix. The first one has been done for you.

1. Did you find the clues helpful?
2. The dog is being trained to fetch.
3. Mr Habib likes teaching us about history.
4. We are rebuilding our old school hall.

word	prefix	base word	suffix
clues	-	clue	s

Name: _____


Instructions: Build your own real words by adding prefixes, base words and suffixes together. The words you make may have two or three parts.

prefix	base word	suffix	new word
re	mean	ful	_____
un	search	s	_____
	direct	ing	_____
	power	es	_____
	dress		_____

Instructions: Underline the words that contain prefixes or suffixes. Write the words in the table below, breaking them into base word and prefix or suffix. The first one has been done for you.

1. The clowns are entertaining the crowd of people. (2)
2. Please try resending that email. (1)
3. "I am quite forgetful in my old age," Grandpa said. (1)
4. Hallie will be rejoining the group next week. (1)
5. This day is unending! (1)

word	prefix	base word	suffix
clowns	-	clown	s



enormous

Synonyms

**Animals that
are enormous**



delicious

Synonyms

**Foods that
are delicious**



My Secret Power Book

Written By: **POW!** A book I have read is:

My favourite part is:

★ It is about...

Teach **THIS**



BOOK REVIEW

PLOT

How does the story start? What happens in the middle? How does it end?

CHARACTERS

Who is in the story? Describe what they are like (personality and appearance). Did you like them? What were their qualities or faults?

SETTINGS

Where is the story set? What words or phrases tell you about the location?

YOUR OPINIONS

What was your favourite part and why? Did any parts make you laugh? Why? Did the story have a moral (or message)? Would you recommend this book?

Overall Story Rating: ☆☆☆☆☆

Image 1


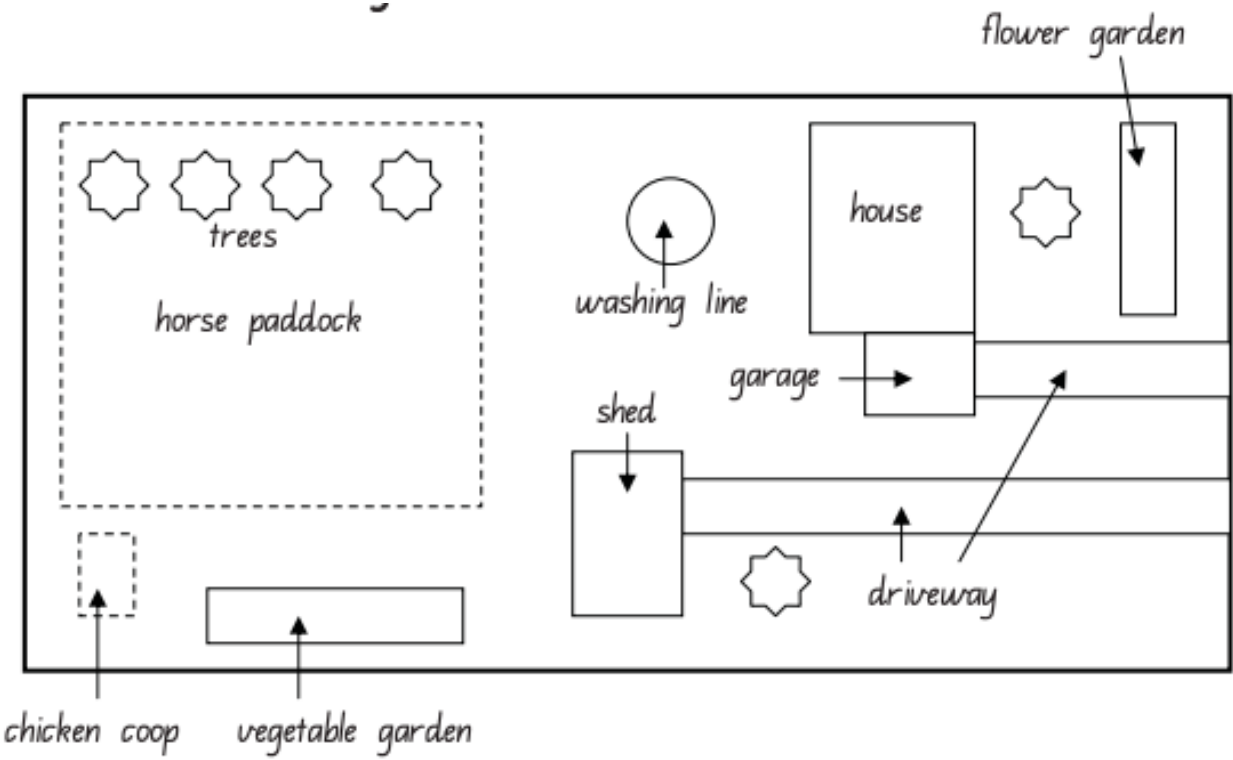


Image 2



Name: _____

Lesson 37

Inferring vocabulary

Instructions:

- Read the passage
- Choose the correct meaning of the highlighted word
- Underline the clues in the text that helped you to infer

Passage 1

My little brother was **furious** when Mum put the game away. He stamped his foot and would not speak to anyone for an hour.

In this passage, **furious** means

- ☐ sleepy. ☐ sick. ☐ very angry.

Write your own sentence using the word '**furious**'.

Passage 2

Ella walked the long way home. She wanted to **avoid** the scary, barking dog that lives at the end of the street.

In this passage, **avoid** means

- ☐ to stand close to. ☐ to keep away from. ☐ to talk to.

Write your own sentence using the word '**avoid**'.

Passage 3

We found an **injured** animal by the side of the road. It had been hit by a car, and we took it to the vet.

In this passage, **injured** means

- ☐ small. ☐ angry. ☐ hurt.

Write your own sentence using the word '**injured**'.

Passage 4

Oscar felt **drowsy** after lunch. He yawned and wished he could shut his eyes and put his head on the desk.

In this passage, **drowsy** means

- ☐ tired and ready to fall asleep. ☐ unhappy. ☐ excited.

Write your own sentence using the word '**drowsy**'.




Passage 5

Frogs and toads are **similar** in many ways. They both lay eggs on or near water. They eat many of the same things – insects, worms and slugs.

In this passage, **similar** means

- ☐ animals. ☐ almost the same. ☐ different.

Write your own sentence using the word '**similar**'.

	<div>SURVEYORS CREEK PUBLIC SCHOOL TIMES</div> <div>THE DAILY NEWS <small>Teach THIS</small></div> <div>Price: \$2 Date: Issue No.</div>	<div>Today's Weather</div> <div></div> <div>23°C</div>
<div>Feature Story: A Zebra is on the loose!!!!!!</div>		
<p>Write some facts about the Zebra that is on the loose. Think about some exciting words you could use to make your writing exciting.</p> <ol style="list-style-type: none">1. What does the Zebra look like:2. What does the zebra like to eat:3. Where does the Zebra spend most of its time:4. An interesting fact about the Zebra:		<div>Image here.</div> <div></div>



THE DAILY NEWS


Teach **THIS**

Price: \$2

Date:

Issue No. _____

Today's Weather



23°C

Feature Story: A Zebra is on the loose!!!!

Write some facts about the Zebra that is on the loose. Think about some exciting words you could use to make your writing appealing to the children and teachers who are reading about the Zebra on the loose. How are we going to find the animal? How do we know what the animal is? What do they like to eat?

Image here.

Zebra on the Loose!


Storybook

Your Task.....

Read or watch the story. Enjoy the whole story without interruption.

Learning Intention

We are learning to use questioning to understand the story better.



Write in your book or on a slide.

1. What is hiding in the cake mix that Al is making?
2. Does this remind you of another fairy tale? Who else made food for their granny?
3. Why does Al think that the First Little Pig wasn't very bright?
4. Do you think straw is a good material to build a house with? Why/why not?



Storybook *The True Story of The Three Little Pigs*

If you could build a strong 'wolf proof' house, what would you build it with?


- Draw or make your house.
- Write a sentence or two explaining what makes your house the strongest.

Grammar - List some adjectives to describe how strong your house is. For example: *hard, solid, stout, mighty, tough....*

Draw your house in your book. If you make one take a picture and upload it. Have fun.

Learning Intention

We are learning to use our imagination and knowledge to design and make a new **STRONG** home for the pigs.



Grammar: Adjectives

Describe your special house.

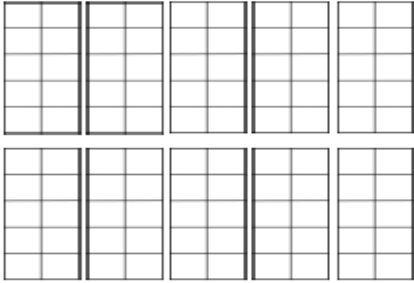
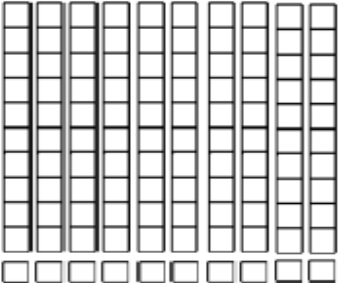
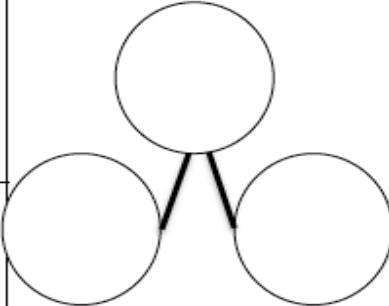
My house is super strong because it is made out of..... This makes my house, tough, hard,

Adjectives are words that describe nouns. House is a noun. Some adjectives to describe a strong house are:

Powerful, indestructible, sturdy, rugged, solid, secure, hard, tough, impenetrable, robust, substantial.... Just to name a few.

Write your description of your house here.

My 'Wolf Proof' house is super strong because it is made out of

+1	-1	+10	-10	WORD				
TENS FRAMES 	BASE TEN BLOCKS 	PLACE VALUE <table border="1" data-bbox="994 512 1292 715"> <tr> <td>TENS</td> <td>ONES</td> </tr> <tr> <td> </td> <td> </td> </tr> </table>	TENS	ONES			EXPANDED FORM	ODD/EVEN
TENS	ONES							
TALLY	NUMBER OF THE DAY			NUMBER BOND 				
	WORD PROBLEM							

+1	-1	+10	-10	+100	-100	+1000	-1000	WORD				
ODD/EVEN		ADDITION OR SUBTRACTION NUMBER SENTENCE	PLACE VALUE				EXPANDED FORM	ROUND TO NEAREST 10 ROUND TO NEAREST 100 ROUND TO NEAREST 1000				
			<table border="1"> <tr> <td>TH</td> <td>H</td> <td>T</td> <td>O</td> </tr> <tr> <td></td> <td></td> <td></td> <td></td> </tr> </table>	TH	H	T			O			
TH	H	T	O									
HALF		NUMBER OF THE DAY						DOUBLE				
		WORD PROBLEM										

Lesson 4 Change

Unit 3 How Places are Organised

3 Visit the place or use the links below to look at it.

- Google Maps
- Street View

4 Places have changed from the past and will continue to change in the future.

Brainstorm with your class what features you would like this place to have in the future.



Year 1 / 2 Geography Features of Places

inquisitive 2

Other people in your community will also use this place, so the new feature can't be just something kids would like. You need to think about what other people, like adults and babies, might like.

5 A survey can tell us what most people would like.

List the features that your class suggests.

Then each person votes for one of the features.

Count the number of votes.



Survey form		
Feature	Tally	Number of people
More shade		2
A water swing		7

Year 1 / 2 Geography Features of Places

inquisitive 3

Lesson 4 Forces on Water

1 Read the information

A force is a push or a pull that can make things move, change direction or change shape.

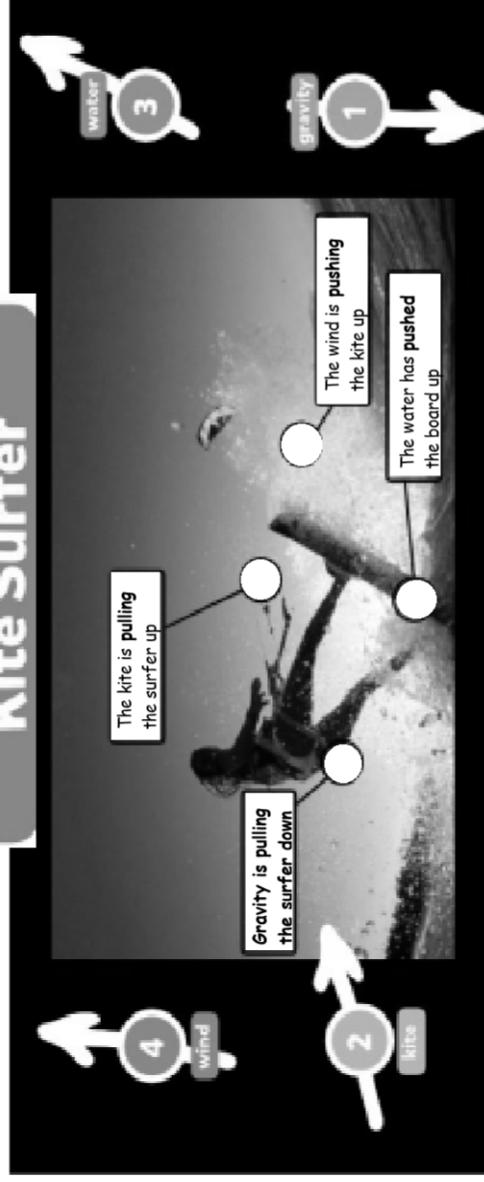
Forces are the power behind everything that happens in our world. The movement of the kite surfer is a combination of forces pushing and pulling.

Gravity pulls the ocean towards the Earth. It will also pull something that is on the ocean towards the Earth making it sink, unless the object has been shaped to make it float.

2

Read each sentence and write the number for the correct force arrow into the circle

Kite Surfer



3 This boat has been shaped so that it will float.

Talk with a partner about how the shape of the boat helps it to float.





Home Learning Music Activities K-6 By Mrs Razay



Here is a collection of music activities you can do while learning at home. You could take a photo, do a short video, record the sound or write about your experience. You may also choose or create your own music learning activities, but be sure to share your ideas with your classroom teacher. As for Kindergarten students you can use any musical app on your iPad or parents iPhone with parental permission.

Chair Drumming. Use some chopsticks or straight sticks from the garden. Drum along to your favourite songs. Listen carefully to keep the beat.



Audio Recording. Use a computer, Ipad or tablet recording program such as 'GarageBand' to create a soundtrack. Use sounds from around the house. Make sure there is a steady pulse. (GarageBand is free to download, and you know how to use it!)



Play an Instrument. Play an instrument you are familiar with or try another one you have at home. Use music we have played in school or find songs on the internet.



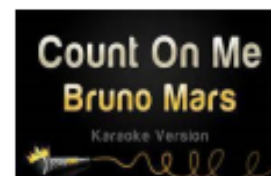
Write a song. Put some chords you know into a pattern. Add some lyrics. You can sing or rap a poem or story to your chord pattern. You could sing or rap your own words to an instrumental piece of music like a Karaoke backing track.




Make an Instrument with materials from around the home. (Make sure you get permission to use things.) It needs to have at least 5 different pitches/sounds. Play and record your instrument. My favourite is a spannerphone. What can you create?



Sing Karaoke. Search for your favourite song as a Karaoke version with lyrics. Sing along. Make sure you are in pitch and projecting your voice with clear diction (words).



Youtube learning. Watch music education videos from MusicK8.com and 'The Music show'. Teach someone about what you learn.



Music Project. Do some research about a musical style, a famous composer or your favourite music band or artist. Present it in Power Point with clips to share with the class. Or as a poster.



The Elements of Music. Create a poster, PowerPoint or video, to teach other students about the elements of music. Focus on one element each time. (Pitch, Duration, Dynamics, Structure, Texture, Beat, tone colour)



Wellbeing Wednesdays



Build a fort or cubby house using sheets (ask permission first)	Draw a treasure map. Have a family member find the treasure	Create a menu and help prepare lunch or dinner	Do something nice for your parents or carers	Play hide and seek with your family members
Design a new board game and play it with your family	Design a car track for your toy cars 	Enjoy a picnic in your garden / backyard	Read quietly outside in the sun (wear a hat)	Bake a cake or cupcakes 
Paint a rock and leave it for someone to find	Design a fitness routine ... star jumps, push ups, skipping	Call a friend or a family member 	Dress up for your class Zoom with Crazy Hair	Write a letter to a friend or family member
Dress up for your class Zoom in your PJs	Do some gardening 	Make some playdough or slime	Do some Yoga and stretch your body and mind	Play a game like 'What's the time Mr Wolf?'