



Dear Parents and Carers,

The Early Stage One team would like to express our sincerest appreciation and gratitude to all of our parents, carers and students for your incredible patience, enthusiasm and flexibility during this challenging time.


We understand the enormous responsibility and challenges that remote learning places on parents, carers and students as you have to create time, space, routine and support for learning at home.

This is a unique situation and we genuinely appreciate the support from you, your teamwork with us and your ongoing recognition of the work we are doing, to continue to educate, support and care for your children, our students.


We are so proud of our students and their resilience, optimism and ongoing dedication towards learning, considering the circumstances. We wish you all a happy and safe school break and we look forward to seeing you in Term 4.

Take care and enjoy these well-earned Term 3 holidays.

The Kindergarten Team (Mrs Monica Lockley, Mrs Sarah Bradley, Miss Teighan Browne, Mrs Nicole Franzke, Mrs Samantha Myerscough)





# Term 3 Week 10 Kindergarten Home Learning Framework



	Morning Session	Middle Session	Afternoon	
Monday 13/9	<p><b>9:30am Daily Zoom</b></p> <p><b>English: Initialit Day 1</b> Follow along with the Kindy teachers as we start to explore new sounds, this week is /k/. Link to come through SeeSaw. Complete the SeeSaw activity or worksheet at the end of this document. <a href="https://drive.google.com/file/d/189kOIBjR8ONf5Lwm1hk4RXVnIBxU1I7T/view?usp=sharing">https://drive.google.com/file/d/189kOIBjR8ONf5Lwm1hk4RXVnIBxU1I7T/view?usp=sharing</a></p> <p><b>English: Magazine hunt</b> Find a catalogue, brochure or magazine and cut out images of things that begin with the letter K. If you do not have access to these, draw a letter k poster with a variety of images of things beginning with the letter k.</p>	<p><b>Mathematics: Money</b></p> <p><b>Warm up:</b> Collect some paper and a pencil. Watch the <u>number formation</u> video: <a href="https://www.youtube.com/watch?v=m4Sut-G4q6I">https://www.youtube.com/watch?v=m4Sut-G4q6I</a> Can you write the numbers with the correct formation and keep up with the video? Can you write the numbers from 1 - 30 in your neatest writing? If 1-30 is too easy, what about 1-100?</p> <p><b>Learning Intention:</b> <i>To use the language of money in everyday contexts, eg coins, notes, cents, dollars</i> <i>To exchange money for goods in a play situation.</i></p> <p>Watch <u>Learn to count with Australian money</u> <a href="https://www.youtube.com/watch?v=nvi1_DK7hJw">https://www.youtube.com/watch?v=nvi1_DK7hJw</a></p> <p>Watch <u>Australian notes.</u> <a href="https://www.youtube.com/watch?v=5Mk6Tzno0ww&amp;t=9s">https://www.youtube.com/watch?v=5Mk6Tzno0ww&amp;t=9s</a></p> <p>Do you have any play money at home? If you don't, you can make some of your own money. Set up a play food shop or cafe with your toys? Work out how much things cost? Have a play in your shop.</p>	<p><b>Geography: Cool Communities</b></p> <p><b>Learning Intention:</b> <i>To think of the different communities that we can belong to.</i> <i>To draw/write about a community that I am part of.</i></p> <p>Watch the video about communities we belong to, as an introduction to the topic. <a href="https://youtu.be/IGC0zxgRNJQ">https://youtu.be/IGC0zxgRNJQ</a></p> <p><b>What is a community? What are some of the communities that I belong to? (e.g. SCPS, my class, my family, sporting clubs, cultural/religious groups, my state, my country)</b></p> <p>Talk about this with a friend or family member.</p> <ul style="list-style-type: none"><li>• A community is a group of people that live or come together to help each other or work and learn together. The group may share similar interests or have something in common. We all belong to different communities.</li></ul> <p><b>Digital</b> Complete the assigned Geography SeeSaw activity for the day: Cool Communities.</p> <p><b>Non-Digital Option</b> Complete the worksheet 'Cool Communities' at the end of the frameworks by drawing and/or writing a response to each section.</p>	<p><b>Visual Arts: Shadow drawing</b></p> <p>Hold an object up (object of your choice) so that a shadow is created on your paper. Trace the shadow of your object and then colour it in. You may need to move around your backyard to get the correct positioning of the sun, in order for the shadow to be casted on your page.</p>  <p><b>Non-Digital Brain Break</b> <b>Optional Activity:</b> Can you tie your shoelaces? Gather some of your shoes and have a practise. Here's some videos that might help <a href="https://www.youtube.com/watch?v=c79wsBqDW1A">https://www.youtube.com/watch?v=c79wsBqDW1A</a> <a href="https://www.youtube.com/watch?v=98zwK4ZvJio">https://www.youtube.com/watch?v=98zwK4ZvJio</a> <a href="https://www.youtube.com/watch?v=jKIB5UCrUrU">https://www.youtube.com/watch?v=jKIB5UCrUrU</a></p>

Morning Session		Middle Session		Afternoon
Tuesday 14/9	<b>9:30am Daily Zoom</b>	<b>English: Reading</b>	<b>Mathematics: Positions</b>	<b>Library Lesson with Mrs Burke</b>
	<b>English: Initialit Day 2</b> Follow along with the Kindy teachers as we start to explore new sounds, this week is /k/. Link to come through SeeSaw. Complete the SeeSaw activity or Non-Digital Option. <b>Non-Digital Option:</b> Draw or take pictures of things around the classroom or your house that begin with the letter K. <a href="https://drive.google.com/file/d/1qO-FiPBSf4cg_uXsxrBOJvU90ydxS9J/view?usp=sharing">https://drive.google.com/file/d/1qO-FiPBSf4cg_uXsxrBOJvU90ydxS9J/view?usp=sharing</a>  <b>English: Letters</b> Complete the Alphabet Adventure Choice Board on SeeSaw. <b>Non-Digital Option</b> Practise the Alphabet song and complete the alphabet dot-to-dot worksheet and alphabet order worksheet at the end of this document.	<b>English: Reading</b> <u><b>Learning Intention:</b></u> <i>To write longer and more interesting sentences by 'stretching' them.</i>  <b>Join our Kindergarten Zoom Writing Lesson with Mrs Lockley.</b>  <b>Zoom invitation through Class SeeSaw</b>  <i>Students at school participate in a teacher writing session.</i>  <b>or Non-Digital Option</b> Use the stretching resource at the end of this document and stretch a boring sentence by adding more detail such as describing words (adjectives). Start with the boring sentence, "I go to the park", or a sentence of your choice.  When you are finished adding your extra details into the worksheet, rewrite your sentence neatly and draw a picture for it.  <u><b>Digital Streaming Brain Break Optional Activity:</b></u> Count by 5 and exercise with Jack Hartmann <a href="https://www.youtube.com/watch?v=amxVL9KUmq8">https://www.youtube.com/watch?v=amxVL9KUmq8</a>	<b>Mathematics: Positions</b> <b>Warm up:</b> Practise your skip counting by 5 with the video <a href="https://www.youtube.com/watch?v=ZvincYg0pHo">https://www.youtube.com/watch?v=ZvincYg0pHo</a> and complete the skip counting activity on SeeSaw  <u><b>Learning intention:</b></u> <i>to understand and use positional language</i>  Watch The Prepositions Song 1 & 2 and sing along <a href="https://www.youtube.com/watch?v=xyMrLQ4ZI-4">https://www.youtube.com/watch?v=xyMrLQ4ZI-4</a> <a href="https://www.youtube.com/watch?v=4PZS5g4pSjY">https://www.youtube.com/watch?v=4PZS5g4pSjY</a>  Watch Rosie's Walk. <a href="https://youtu.be/UAdviuJ4H20">https://youtu.be/UAdviuJ4H20</a> Talk about where Rosie went on her walk. Can you pretend to be Rosie and make a path around your house? What things might you go over, around, Through or under? Can you take one of your toys on your walk? Make sure you talk about the position words eg, over, under, through, around, etc.  Can you make a drawing of where your toy went? Complete the SeeSaw activity or the 2 worksheets at the end of the framework.	<b>Library Lesson with Mrs Burke</b> <u><b>Learning Intention:</b></u> <i>Listen to a CBCA shortlisted book. To enjoy a piece of poetry.</i>  Read the poem by Kenn Nesbitt – My Cat is Flat, attached at end of this document. Draw a picture to go with the poem. Maybe you could use another animal in the poem and make up a new version.  Listen to the story 'Ellie's Dragon' on Storybox Library.  <a href="https://storyboxlibrary.com.au/">https://storyboxlibrary.com.au/</a> <b>Username – scps1</b> <b>Password – scps1</b>  <u><b>Digital Brain Break Optional Activity:</b></u> Complete the letter fitness activity, if you have the letter in your name do the action <a href="https://docs.google.com/presentation/d/1iUMJ8u-LKLTv-GIO-tM5zAQDv7E4sJPI28FPp7Rj1zo/present?slide=id.g773177f0be_0_115">https://docs.google.com/presentation/d/1iUMJ8u-LKLTv-GIO-tM5zAQDv7E4sJPI28FPp7Rj1zo/present?slide=id.g773177f0be_0_115</a>

Morning Session			Middle Session		Afternoon
Wednesday 15/9	9:30am Daily Zoom	School Morning Session Suggestion	School Middle Session Suggestion	School Middle Session Suggestion	School Afternoon Suggestions
	<p>Dress up For Class Zoom - Colourful rainbow clothing</p> <p>Dress Up for Kindy school students – Rainbow accessories such as hat, gloves, scrunchies, bracelets, socks etc</p> <p>WELLBEING WEDNESDAY! Today is ‘Wellbeing Wednesday’. What could be more important at this time than looking after YOU and making time for yourself. Today we ask you to put your electronics down after the class Zoom, step away from your school work and make time for yourself and prioritise doing things you love that you know are good for your mind and body. The Kindergarten teachers have chosen a variety of activities for you to consider.</p> <p>Students at school will also have a Wellbeing Day. It is digital detox time.</p>	<p>(OR teacher and students pick from Grid at end of this document)</p> <ul style="list-style-type: none"><li>- Write a thank you letter to someone</li><li>- Make a thank you card to someone to say thank you</li><li>- Read some favourite stories</li><li>- Try star gazing/cloud gazing. Can you make any pictures or patterns with them?</li><li>- Get outside. Go for a walk and try to look for different plants and animals. Could you make a note of which ones you see or draw a picture of some of them?</li><li>- Have eating time outside as a picnic</li></ul>	<p>(OR teacher and students pick from Grid at end of this document)</p> <ul style="list-style-type: none"><li>- Complete a mindfulness colouring in picture</li><li>- Take part in some painting, drawing, craft or colouring activities.</li><li>- play with some toys</li><li>- play with puzzles</li><li>- play on the playground equipment</li></ul>	<p>(OR teacher and students pick from Grid at end of this document)</p> <ul style="list-style-type: none"><li>- Do some Yoga and stretch your body and your mind</li><li>- Play an outside game like ‘What’s the time Mr Wolf?’, ‘Fruit Salad’, ‘Octopus Tag’</li><li>- Complete some fitness activities such as an Obstacle Course, skipping, catching , kicking or throwing</li></ul>	<p>(OR teacher and students pick from Grid at end of this document)</p> <ul style="list-style-type: none"><li>- have a class dance party</li><li>- play a class game such as ‘sleeping lions’</li></ul>



	Morning Session		Middle Session		Afternoon
T h u r s d a y  1 6 / 9	<b>9:30am Daily Zoom</b>  <b>English: Handwriting</b> Practise skywriting and watch with this video to warm up first <a href="https://www.youtube.com/watch?v=3lwkvE60dMo">https://www.youtube.com/watch?v=3lwkvE60dMo</a> Then complete the activities on Seesaw and the handwriting worksheet at the back of the document OR non-digital write the letter 'k' at least 10 times in your neatest and correct formation handwriting.	<b>English: Writing</b>  <b><u>Learning Intention:</u></b> To write 1 or 2 sentences; using capital letters, full stops, finger spaces, sky/grass/ground letters.  <b><u>Draw and Write</u></b>  Follow the instructions on the sheet or in the video to draw a picture of an ice-cream. <a href="https://drive.google.com/file/d/12NkTN51JE1Dc23dGHgH0fzC-k6bHbUIR/view?usp=sharing">https://drive.google.com/file/d/12NkTN51JE1Dc23dGHgH0fzC-k6bHbUIR/view?usp=sharing</a>  When you have finished your picture, write 1 or more sentences about your ice-cream.	<b>Mathematics:</b>  <b>Warm up:</b> Practise your skip counting by 5 with the video <a href="https://www.youtube.com/watch?v=ZvincYg0pHo">https://www.youtube.com/watch?v=ZvincYg0pHo</a> and complete the skip counting activity on SeeSaw  <b><u>Learning intention:</u></b> Practise your left and right by joining in with the songs <a href="https://www.youtube.com/watch?v=e9MLhGmyPko">https://www.youtube.com/watch?v=e9MLhGmyPko</a> <a href="https://www.youtube.com/watch?v=gRbwFq9665k">https://www.youtube.com/watch?v=gRbwFq9665k</a>  Watch where's the monkey to practise more positional math words. <a href="https://www.youtube.com/watch?v=idJYhjGyWTU">https://www.youtube.com/watch?v=idJYhjGyWTU</a> How many position words can you write down on a piece of paper? Words like on, in, between, beside, on, over? Complete the SeeSaw activity or the worksheets at the end of the framework.	<b>Geography: My Imaginary Place</b>  <b><u>Learning intention:</u></b> To create an imaginary place, describe it using our senses and explain how the place will be cared for.  Watch Jack Hartman's 5 senses video to revise what each of the senses are and how we use them. <a href="https://youtu.be/tzqx39K2omc">https://youtu.be/tzqx39K2omc</a>  Close your eyes and imagine a special place that no one has ever visited before, or knew existed. This place might be: <ul style="list-style-type: none"> <li>• an enchanted forest tree house</li> <li>• a dark, isolated cave in a land of dinosaurs</li> <li>• a mystical tower floating in the clouds.</li> </ul>	<b>Visual Arts: The Dot</b>  <b><u>Learning intention:</u></b> To read/listen/watch the text 'The Dot' by Peter H. Reynolds, and then respond by creating an artwork.  Watch the video of Mrs M reading the story 'The Dot' by Peter H. Reynolds. <a href="https://youtu.be/Uw_nY9_nKBfs">https://youtu.be/Uw_nY9_nKBfs</a>  Create your own 'dot' artwork. Use your imagination to turn your dot into anything you like. <ul style="list-style-type: none"> <li>• You might like to use a paper plate or a round piece of paper/card to create an artwork.</li> </ul>
	<b><u>Digital Streaming Brain Break Optional Activity:</u></b> Run the red carpet with Go Noodle <a href="https://youtu.be/d_GNRDic17E">https://youtu.be/d_GNRDic17E</a>	<b><u>Non-Digital Option:</u></b> Use the worksheet at the end of this document. Draw a picture of the ice cream cone and then write 1 or more sentences about your ice cream cone.	<b><u>Optional Extension Activity:</u></b> Can you create an obstacle course for yourself or a toy using items from around your place or yard? How many parts of your obstacle course do you need to go over? Under? Through? Between? Have fun!	<b>Digital</b> Complete the assigned Geography SeeSaw activity.  <b>Non-Digital Option</b> Complete the worksheet 'My Imaginary Place' at the end of the frameworks. <b><i>What is the name of your place?</i></b>	<ul style="list-style-type: none"> <li>• You might like to paint a series of colourful dots using bottle tops of different sizes.</li> </ul>  

				<p><b><i>What can you see, hear, touch, taste and smell there?</i></b>  <b><i>Why is your place special?</i></b>  <b><i>How can you look after this special place?</i></b></p> <p><i>** If you need a bigger space for your picture, you could always do it on a separate piece of paper, so you can add extra detail.</i></p> <p><b><u>Digital Brain Break Optional Activity:</u></b>  Herman the Worm  <a href="https://youtu.be/0-rg7Elt1x4">https://youtu.be/0-rg7Elt1x4</a></p>	<ul style="list-style-type: none"> <li>You might like to start off with a small black dot and turn it into something else by drawing.</li> </ul>   <p>Have fun experimenting with different mediums like crayons, pencils, watercolours, paint, chalk etc. Use whatever you have available to you.</p> <p>Further inspiration from the author of 'The Dot' Peter H. Reynolds.  <a href="https://www.youtube.com/watch?v=XDqSZXV13dQ">https://www.youtube.com/watch?v=XDqSZXV13dQ</a></p>
--	--	--	--	--	--

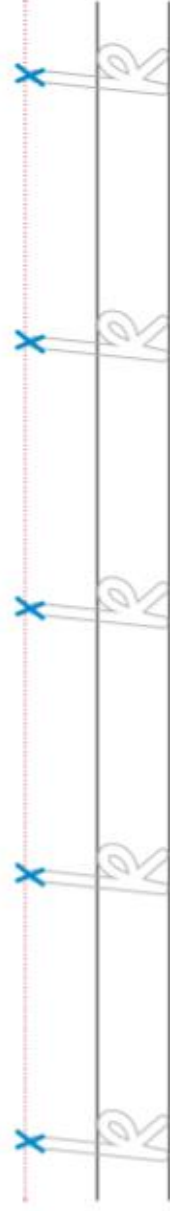
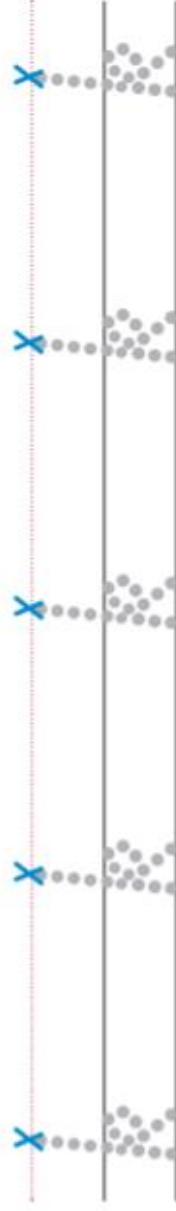
Morning Session		Middle Session		Afternoon	
Friday 17/9	<b>9:30am Daily Zoom</b>	<b>English: Reading</b>	<b>Mathematics</b>	<b>Science: Digital Systems</b>	<b>Fancy Friday</b>
	<p><b>English: Alliteration</b> <i>Alliteration is the repetition of the same sound at the beginning of words in a phrase or sentence.</i> Watch the video on alliteration <a href="https://www.youtube.com/watch?v=1gH2S8OzvQ8&amp;t=45s">https://www.youtube.com/watch?v=1gH2S8OzvQ8&amp;t=45s</a> Complete the SeeSaw Alliteration activity.</p> <p><b>Non-Digital Option</b> Go around the classroom or your house and find things that start with the same sound as your name. Write a sentence using alliteration and draw a picture for your sentence. <u>Example: A big brown bear likes to bite bananas.</u></p> <p><b>English: Tricky Words</b> Practise the Tricky Words with Mrs Lockley on SeeSaw.</p> <p><b>Non-Digital Option</b> Write 2 sentences using some of the Tricky Words on the worksheet at the end of this framework.</p>	<p><b><u>Learning intention:</u></b> <i>To identify the main parts of a narrative structure.</i></p> <p>Listen to the story “A Frog on a Log.” <a href="https://www.youtube.com/watch?v=vTqgO_A97VE">https://www.youtube.com/watch?v=vTqgO_A97VE</a></p> <p>Complete the story structure grid, by answering (either draw or write your response). If the answers are not said within the text, infer by looking at the pictures.</p> <ul style="list-style-type: none"><li>- Who was in the story?</li><li>- What happened in the story?</li><li>- When did the story happen?</li><li>- Where did it take place?</li><li>- Why did it happen? (what was the problem?)</li><li>- How did the problem get resolved?</li></ul> <p><b><u>Digital Brain Break Optional Activity:</u></b> Tooty Ta <a href="https://youtu.be/ea4TVg0_8Dk">https://youtu.be/ea4TVg0_8Dk</a></p>	<p>Complete 20 minutes on Mathletics.</p> <p><b>Non-Digital</b> - practise a skill in Maths you enjoy such as skip counting, backwards counting, addition.</p> <p><b>Music:</b></p> <p><b><u>Learning Intention:</u></b> <i>Students will learn to identify the beat in different pieces of music. Students will understand what is meant by a steady beat.</i></p> <ul style="list-style-type: none"><li>- What are some noises you can make with your hands? Feet? Mouth? Try to make a beat.</li><li>- Place your hand over your heart to feel the pulse of your heart beat.</li><li>- In music there is also a steady beat that stays the same throughout and sets the tempo (pace/time) for the music.</li><li>- Watch the video for the Music lesson – Steady beat <a href="https://www.youtube.com/watch?v=YJmamZWPFSc">https://www.youtube.com/watch?v=YJmamZWPFSc</a></li><li>- Listen to I am the Music Man Song. Move to the beat. <a href="https://www.youtube.com/watch?v=22kqia2ibVU">https://www.youtube.com/watch?v=22kqia2ibVU</a></li></ul>	<p><b><i>Lesson 1 – Here, There and Everywhere</i></b></p> <p><b><u>Learning Intention:</u></b> <i>To identify and explore familiar digital technologies.</i></p> <p>Log in to the Inquisitive website: <a href="http://inq.co/class/ECZS6">http://inq.co/class/ECZS6</a> - access code: 4150</p> <p><b>Question 3</b> - Look at the image of a classroom. Answer the following questions:</p> <ul style="list-style-type: none"><li>- What digital technology can you see?</li><li>- What digital technology do you have in your classroom?</li></ul> <p><b>Question 4</b> - Go on a digital technology hunt around your home.</p> <p><b>Question 5</b> - Take photos or draw pictures of the digital technology you can find.</p> <p><b><u>Digital Brain Break Optional Activity:</u></b> The Dab Challenge <a href="https://youtu.be/2Kb-wwPSrgA">https://youtu.be/2Kb-wwPSrgA</a></p>	<p><b>As it is the last day of Term 3 let’s have a special dance party together to celebrate all of our hard work.</b></p> <p><b>Students at school have a dance party using favourite songs and dances through Go Noodle or Just Dance for Kids.</b></p> <p><b>Students at home - Dress up for the afternoon, the theme is ‘Fancy Friday’. Come in your best fancy wear and join the Kindergarten Stage Disco over Zoom. The Zoom invitation link will come through Class SeeSaw.</b></p> <p><b>You’ll need a clear space set up to show off your amazing dance moves.</b></p>

## [ Monday: Initial Lit ]

Name: \_\_\_\_\_



Kelly Kitten



Let's practise!





Name: \_\_\_\_\_

Date: \_\_\_\_\_

# Cool COMMUNITIES!

Draw a community that you belong to. *(You may want to draw the place you meet at to help share your thoughts. E.g. soccer field for a sports community)*

The name of my community is ...

When I am with my community we ... *(what things do you do when you meet)*









I like being part of this community because ...  
*(how do you feel when you are part of this group)*











Tuesday: Initial L

Cut  Paste  and Trace

	
	
	
 Draw	 Draw








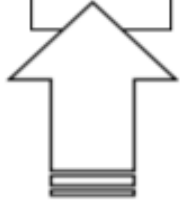
Connect the dots then color in the hidden picture!  
Connect the dots from A to Z in alphabetical order.

Tuesday: Alphabet



## ABC Fill-In

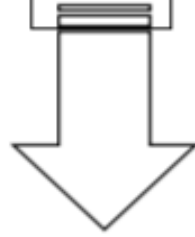
Write the missing letters of the alphabet.



a	b		d	f
---	---	--	---	---

m			j	h
---	--	--	---	---

o		q		t
---	--	---	--	---



	y		w	
--	---	--	---	--

Color the spaces of the letters in these words.



top



hand



bug

# Stretch

**a sentence**

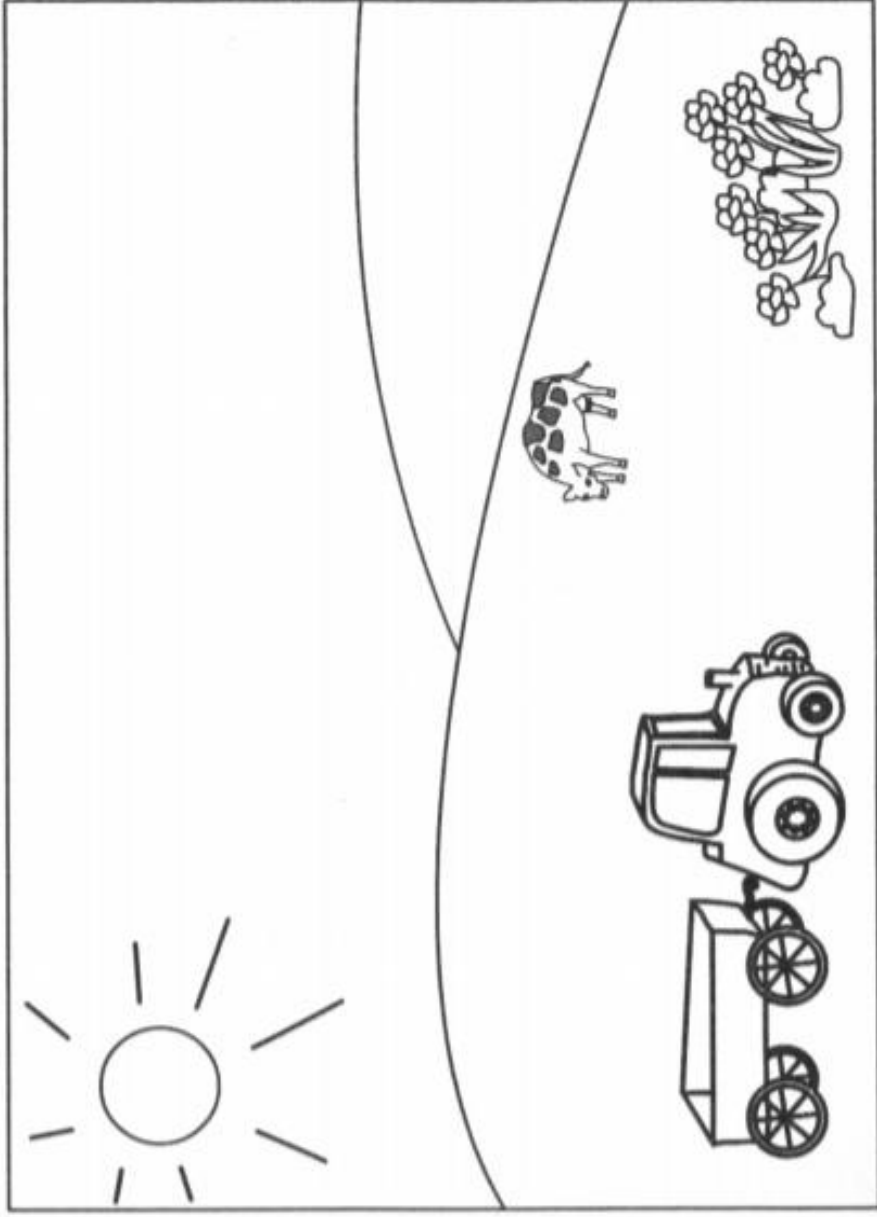
Who?	
Doing What?	
Where?	
When?	
Why?	

## Position

Using positional language.

Name: \_\_\_\_\_

### On my farm



### Read and Draw.

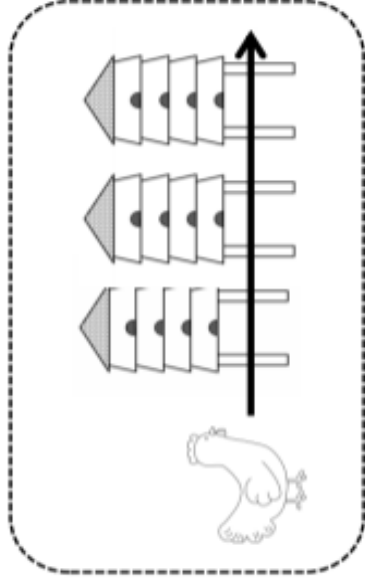
- 1) Draw a dog **on** the trailer.
- 2) Draw a sheep **next to** the flowers.
- 3) Draw a cloud **near** the sun.
- 4) Draw a haystack **in front of** the cow.
- 5) Draw a tree **on the hill behind** the cow.

Now, colour your picture neatly.



# Preposition Matching

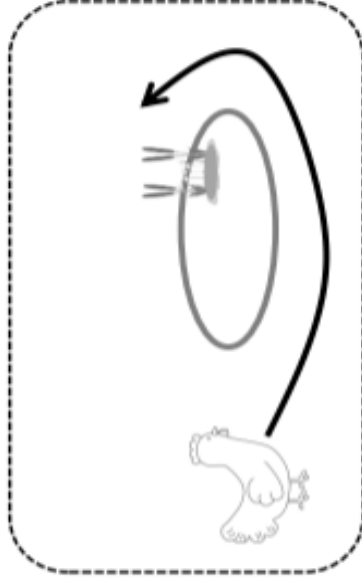
Draw a line to match each picture with the preposition it is showing.



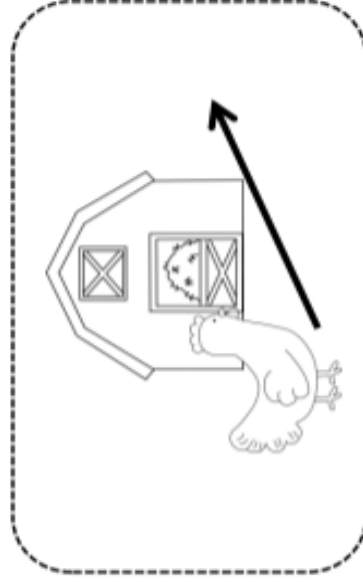
over



across



under



around

## My Cat is Flat

Tuesday: Library

I have a cat.  
My cat is flat.  
He sleeps beneath  
the bathroom mat.  
  
He slides around  
upon the ground  
without the slightest  
striding sound.

He only eats  
the flattest meats  
and thin and wispy  
kitty treats.

He once was fat  
but now my cat  
is totally,  
completely flat.

He got so slim,  
so flat and trim,  
the day my Great Dane  
sat on him.

— Kenn Nesbitt

**Can you draw a picture to go with this poem.**

# WELL-BEING WEDNESDAY WK 9-10

## Wellbeing Wednesday

Create your own obstacle or fitness course. Complete it with your family.	Play a board game or do a puzzle with your family. You could even create your own game.	Write down 3 things you are grateful for	Kindness...Make a pop up card for someone that you miss and post it to them.	Go for a bike ride to a park
Draw and paint a spring scene	Build a cubby house (inside or outside)	Help out in the garden. Water, weed or plant some seeds.	Read quietly	Make a fruit smoothie using your favourite fruit. Add some milk or yogurt to make it delicious! Or make a fruit kebab for a tasty snack.
Paint pictures outside using water and a paintbrush	Paint a rainbow scene	Choose a recipe you have never made before and bake or cook something new!	Meditate: Sit, relax, focus on breathing	Lego Building Challenge (see attached sheet)
Create an artwork using only natural materials.	Draw and color a symmetrical butterfly	Make some playdough or oobleck. (see recipe attached)	Make a playlist of songs and have a family disco at home! Ensure everyone has the chance to choose their favourite songs.	Sit in the sun for five minutes
Free drawing	Pop Stick Book Characters Make some pop stick characters of your favourite book and put in your garden for others to see.	Draw some pictures and display them so people can see them.	Enjoy a walk or a bike ride with your family.	Enjoy a picnic outside



# THE MASTER BUILDER CHALLENGE!

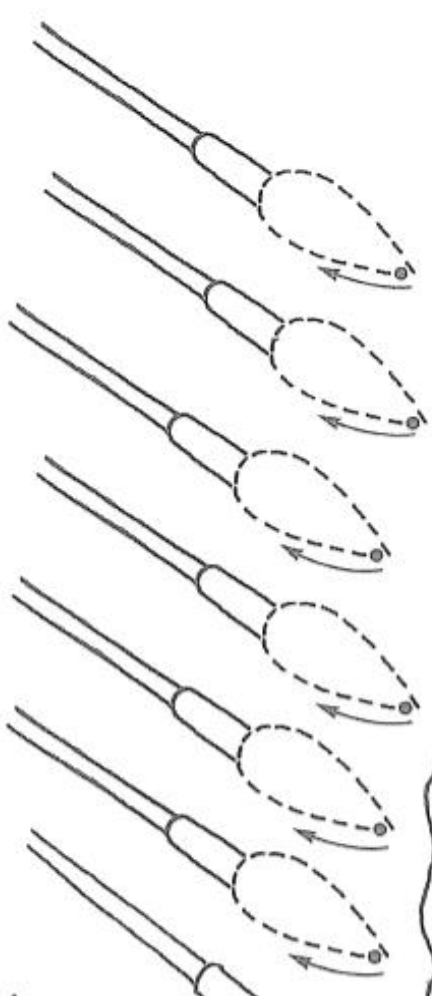
**Follow the instructions for each day.  
The only rule is to have FUN and use  
your IMAGINATION!**

Follow the instructions for each day. The only rule is to have FUN and use your IMAGINATION!			Day 1 You are hired by an amusement park to create a new rollercoaster!	Day 1 NASA needs you to build them a new rocket!	Day 3 Your family wants to build a new home and they need you to design it!	Day 4 Hollywood hires you to build a set for the new Star Wars movie!
Day 5 You enter a contest to build the world's tallest tower. Will you win??	Day 6 You are stuck on Mars. You need to build a new spaceship to get home!	Day 7 Toyota hires you to create the toughest truck in the world! Can you do it?	Day 8 You and four friends are stuck on an island. You need to build a boat to find your way home!	Day 9 Captain Hook needs a pirate ship! Can you build him a good one??	Day 10 You and your friends decide to build a treehouse!	Day 11 Prince Charming hires you to build a new castle for him and Cinderella!
Day 12 Dr Who hires you to build a new time machine!	Day 13 You are asked by the city of Sydney to build a new Opera House!	Day 14 Mr Hilton hires you to build a new hotel!	Day 15 There is a circus in town. Build a place for the performance!	Day 16 Help your fellow explorers build a submarine to explore the bottom of the ocean!	Day 17 The big car race is coming! Can you build the fastest car going?	Day 18 Do you wanna build a snowman? Build a ski resort!
Day 19 What is your favourite bridge? Can you build a bridge just like it?	Day 20 Pizza party! It is up to you to make a funky pizza for all the guests!	Day 21 You are hired to build a brand new hospital!	Day 22 You got a pet T-Rex for your birthday! Can you build him an enclosure?	Day 23 You are now in medieval times. You are asked to build a jousting arena!	Day 24 The local bank keeps getting robbed! Can you make a safe building for them?	Day 25 Design and build your dream bedroom!
Day 26 You are elected Ruler of the Land! Design a new flag for your country.	Day 27 Aliens are invading! Build a new war robot to defeat them.	Day 28 The aliens took over but they liked your robot. Can you build a better one for them?	Day 29 The One Colour Challenge! Can you build an entire house out of the same colour bricks?	Day 30 There is a blizzard! Can you build a snowmobile to get home?		
						What was your favourite day?





Trace.

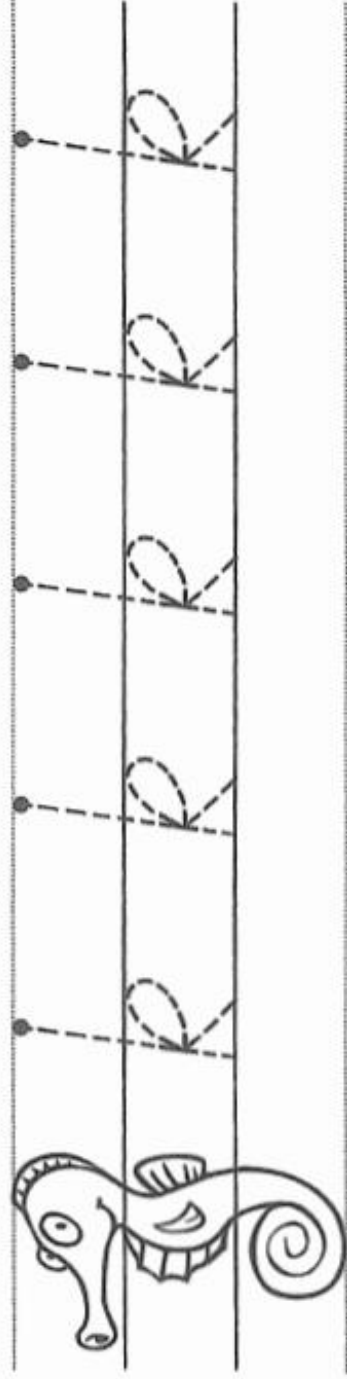



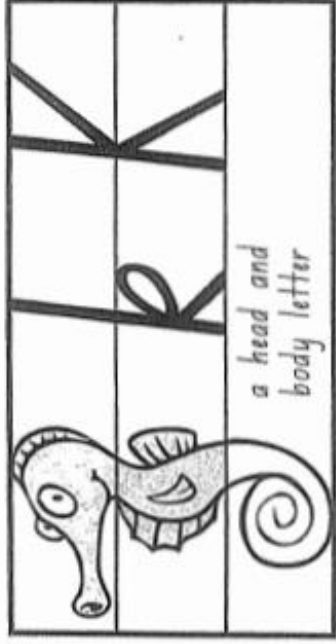


Trace. Find the k's.



Try your own.







1



2



3

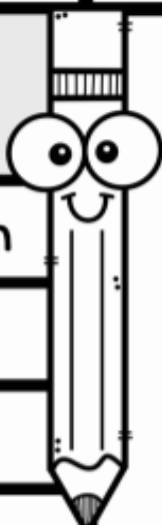


4



5

DRAW &  
WRITE:



ice cream

hot

sun

melt

cold

cone

summer

lick

Thursday: Maths

# positional words

**K.G.1:** I can describe objects in the environment using the relative position terms *above*, *below*, *beside*, *in front of*, *behind*, and *next to*.

**Directions:** Draw a picture then place a small sticker in the correct position to define the word listed in the box.

Above

Below

Beside

In front of

Behind

Next to

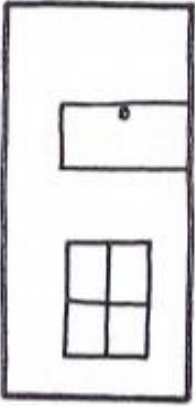
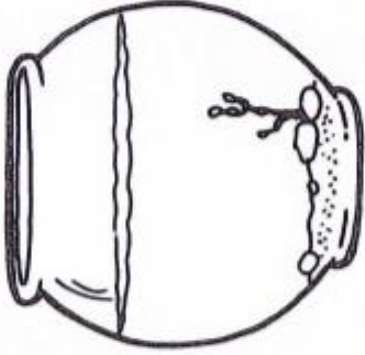




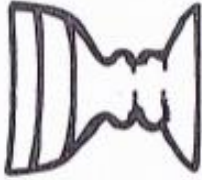
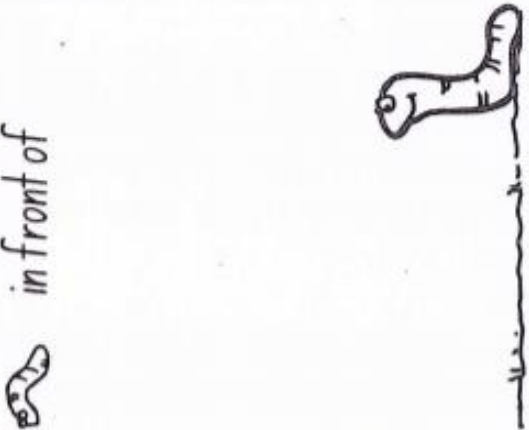
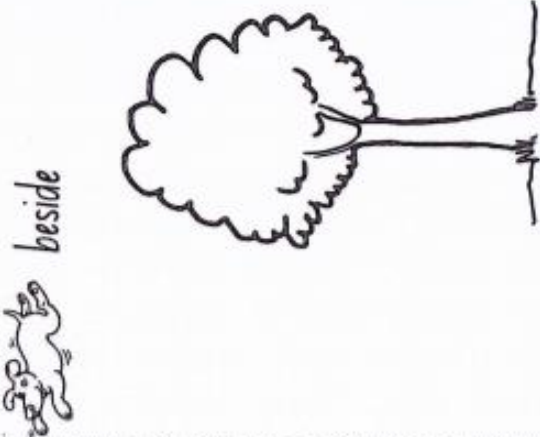


# Language of position

Thursday: Maths




Draw:

<p>on top of</p> 	<p>inside</p> 	<p>outside</p> 
<p>behind</p> 	<p>under</p> 	<p>between</p> 
<p>in</p> 	<p>in front of</p> 	<p>beside</p> 

Thursday: Geography

# My IMAGINARY place!

Date: \_\_\_\_\_



It is special because...

---

---

You can look after this place by...

---

---



# Friday: Tricky Words

Name: \_\_\_\_\_

.....

\_\_\_\_\_

\_\_\_\_\_

.....

Draw 

Draw 

.....

\_\_\_\_\_

\_\_\_\_\_

.....

Friday: Reading

<b>Who?</b>	<b>What?</b>	<b>When?</b>
<b>Where?</b>	<b>Why?</b>	<b>How?</b>

Friday: Science

Digital technology follows instructions.

- 3 Digital technology is all around us, at home and in the classroom.



- 4 go on a digital technology hunt around your home  
Take photos of all the digital technology that you find.
- 5 Draw a picture of one piece of digital technology that you found.

