


Term 3 Week 9 Kindergarten Home Learning Framework

	Morning Session		Middle Session		Afternoon
Monday 6/9	9:30am Daily Zoom	<p>English: Reading</p> <p><i><u>Learning Intention:</u> To evaluate, understand and share personal feelings about literature.</i></p> <p>Before reading discuss beaches and what you know about them. What do you think a story called 'The Magic Beach' will be about? Make some predictions about what will happen in the story.</p> <p>Watch the story, The Magic Beach read by the famous Australian surfer Layne Beachley. https://iview.abc.net.au/video/CK2023H010S00</p> <p>After Discussion Questions Did you enjoy the story? Why or why not? What grabbed your attention most in the story? What was your favourite part of the story? What was the part you enjoyed least? Would you tell your friends to read this story?</p>	<p>Mathematics: Money</p> <p><i><u>Learning Intention:</u> To identify Australian money and order it according to its value.</i></p> <p>Warm up: Watch <u>The Money Song</u> by Scratch Garden. https://www.youtube.com/watch?v=Djfb0EAROTg</p> <p>Then watch Let's put Australian coins in order. https://www.youtube.com/watch?v=R36lxOtKafg</p> <p>Complete the Australian Money Worksheets attached to the framework.</p> <ol style="list-style-type: none"> 1. Colour code coins 2. Coin match up 3. Which is worth more? 	<p>PDHPE: Health - Road Safety</p> <p>Think about what you already know about road safety. How are we safe when we are travelling in the car? What are we wearing? What is the adult looking out for when they are driving? What colour are those lights and what do they mean?</p> <p>Watch the 'Road Safety Rules for children' video https://www.youtube.com/watch?v=Nj2DRsdhn80</p> <p>Draw a picture of you travelling safely in a car, make sure you are wearing a seat belt in your picture. Use a piece of paper and colouring materials.</p> <p><u>Non-Digital Brain Break Optional Activity:</u> Does a family member in your house need help? Maybe you can help by cleaning your room? Or helping with the washing. Could you help peel vegetables for dinner, or set the table? Are there weeds in the backyard that you can help pull out? Doing something nice for someone also makes you feel good inside!</p>	<p>PDHPE: Health - Mindfulness</p> <p>It's time to take a deep breath and slow down with Play School. Join Zindzi and Matt as they make a Mindfulness Cubby, blow bubbles, do some painting and focus on the small things. https://iview.abc.net.au/show/play-school-mindfully-me</p> <p>OR</p> <p><u>Non-Digital Alternative:</u> Do something that calms your body like yoga, drawing, reading, building with Lego.</p>
	<p>English: Reading Fix the boring sentence about the cat on the mat on the worksheet at the end of this document. Add more detail to the sentences by using adjectives (describing words). See if you can do both sentences.</p> <p>English: InitialLit Day 1 Follow along with the Kindy teachers as we start to explore new sounds, this week is /l/. Link to come through SeeSaw. Complete the SeeSaw activity or the /l/ handwriting worksheet at the end of this document. https://drive.google.com/file/d/1Lt1xgW6z2XHOIOjtZ04SmMponb49v0CC/view</p> <p><u>Digital Streaming Brain Break Optional Activity:</u> Go Noodle: Space Jam Dance https://www.youtube.com/watch?v=35gPZ7nq0jl</p>				

Morning Session		Middle Session		Afternoon
<p>9:30am Daily Zoom</p> <p>English: InitialLit Day 2 Follow along with the Kindy teachers as we start to explore new sounds, this week is /I/. Link to come through SeeSaw. Complete the SeeSaw activity or Non-Digital Option; complete the /I/ beginning sound worksheet and go on a sound hunt around your house for items that start with the sound /I/. https://drive.google.com/file/d/1wBgRBpLiVvH4EKFNAtszTANXRT9nRz1b/view</p> <p>English: CVCC & CCVC Work Complete the SeeSaw CVCC & CCVC activity. Non-Digital Option Complete the cut and paste CCVC & CVCC worksheet attached at the end of this document.</p> <p><u>Non-Digital Brain Break</u> <u>Optional Activity:</u> Play a favourite board game or card game with a family member.</p>	<p>English: Writing</p> <p><u>Learning Intention:</u> <i>To write longer and more interesting sentences by 'stretching' them.</i></p> <p>Join our Kindergarten Zoom Writing Lesson with Mrs Lockley.</p> <p>Zoom invitation through Class SeeSaw</p> <p><i>Students at school participate in a teacher writing session.</i></p> <p><u>or Non-Digital Option</u> Use the stretching resource at the end of this document and stretch a boring sentence by adding more detail such as describing words (adjectives). Start with the boring sentence, "I can play", or a sentence of your choice.</p> <p>When you are finished adding your extra details into the worksheet, rewrite your sentence neatly and draw a picture for it.</p>	<p>Mathematics: Money</p> <p><u>Learning Intention:</u> <i>To sort, order and count Australian coins and notes.</i></p> <p>Warm up: Money - Talk about what money is used for with your grown up. What can be bought with coins. Watch Australian Coins https://www.youtube.com/watch?v=7_5_rX_1s-8</p> <p>Optional: Brainstorm on paper by writing or drawing some things that money is used for?</p> <p>Play the coin game to practice sorting, ordering and counting Australian coins. (Make sure you select Australian coins down the bottom of the screen before playing). https://www.topmarks.co.uk/money/coins-game</p> <p>Collect some coins from around the house. You might need to ask an adult if they have some coins you can use. <u>Coin rubbing:</u> You will need white paper, crayons and a black pencil or marker. Watch the coin rubbing video. https://www.youtube.com/watch?v=0GLdbpqqNBs</p>	<p>Geography: Our Neighbourhood</p> <p><u>Learning Intention:</u> <i>To identify the places and features of your neighbourhood.</i></p> <p><i>What is a neighbourhood?</i> <i>What features are found in neighbourhoods?</i> (e.g. lake, shop, park, police station etc.) Talk about this with a friend or family member.</p> <ul style="list-style-type: none"> A neighbourhood is a place that we belong to that is part of our community. Our home is in a neighbourhood and our school is too. <p>Digital Complete the assigned Geography SeeSaw activity for the day: Our Neighbourhood.</p> <p>Non-Digital Option Complete the worksheet at the end of the frameworks by drawing or writing a response to the sentence starter in each house. Colour in each roof, the bushes and the sky surrounding the houses as a way of decorating your neighbourhood.</p> 	<p>Fitness: Skills training</p> <p>There are a lot of skills this week with Robert Deacon. Watch the video and try them out for yourself.</p> <p>https://www.youtube.com/watch?v=leowBbip_Nl</p> <p><u>Digital Streaming Brain Break Optional Activity:</u> Visit Taronga Zoo Online and watch Taronga TV live-stream or select an animal video to enjoy https://taronga.org.au/taronga-tv</p>

	Morning Session		Middle Session		Afternoon
Wednesday 8/9	9:30am Daily Zoom MEETING	School Morning Session Suggestion	School Middle Session Suggestion	School Middle Session Suggestion	School Afternoon Suggestions
	<p>Dress up For Class Zoom Crazy Hair or Silly Hats</p> <p>Dress Up for Kindy school students – Crazy Hair or Silly Hats!</p> <p>WELLBEING WEDNESDAY! Today is ‘Wellbeing Wednesday’. What could be more important at this time than looking after YOU and making time for yourself. Today we ask you to put your electronics down after the class Zoom, step away from your school work and make time for yourself and prioritise doing things you love that you know are good for your mind and body. The Kindergarten teachers have chosen a variety of activities for you to consider. Students at school will also have a Wellbeing Day. It is digital detox time.</p>	<p>(OR teacher and students pick from Grid at end of this document)</p> <ul style="list-style-type: none">- Write a thank you letter to someone- Make a thank you card to someone to say thank you- Read some favourite stories- Try star gazing/cloud gazing. Can you make any pictures or patterns with them?- Get outside. Go for a walk and try to look for different plants and animals. Could you make a note of which ones you see or draw a picture of some of them?- Have eating time outside as a picnic	<p>(OR teacher and students pick from Grid at end of this document)</p> <ul style="list-style-type: none">- Complete a mindfulness colouring in picture- Take part in some painting, drawing, craft or colouring activities.- play with some toys- play with puzzles- play on the playground equipment	<p>(OR teacher and students pick from Grid at end of this document)</p> <ul style="list-style-type: none">- Do some Yoga and stretch your body and your mind- Play an outside game like ‘What’s the time Mr Wolf?’, ‘Fruit Salad’, ‘Octopus Tag’- Complete some fitness activities such as an Obstacle Course, skipping, catching, kicking or throwing	<p>(OR teacher and students pick from Grid at end of this document)</p> <ul style="list-style-type: none">- have a class dance party- play a class game such as ‘sleeping lions’

Morning Session		Middle Session		Afternoon
<p>9:30am Daily Zoom</p> <p>English: CVCC & CCVC Work Complete the SeeSaw CVCC & CCVC activity. Non-Digital Option Complete the cut and paste CCVC & CVCC worksheet attached at the end of this document.</p> <p>English: InitialLit Day 3 Follow along with the Kindy teachers as we start to explore new sounds, this week is /I/. Link to come through SeeSaw. Complete the SeeSaw activity or Non Digital option; complete the 'tricky words' worksheet and draw pictures of at least 5 different things that you can think of the sound /I/. https://drive.google.com/file/d/1zx_Y7_w9Xt0Woau2hf9R5smsXdvOcWgB/view</p> <p><u>Digital Brain Break</u> <u>Optional Activity:</u> Go Noodle, Young Dylan Repeat the Beat https://www.youtube.com/watch?v=3WnI4UNgSaY</p>	<p>English: Reading <u>Learning Intention:</u> <i>To respond to a text by answering questions about the story.</i></p> <p><i>Listen to the story "Magic Beach: again. During the story, pause to ask yourself these questions and define three interesting words (in bold):</i></p> <ol style="list-style-type: none"> <i>Pages 1-2: Point out the surfers and children splashing in the sea. Why do you think the children are laughing with glee? Glee means: very happy, or full of joy.</i> <i>Pages 3-4: Do you think the waves look like horses? How are they moving? 'Plunging' means: falling down or diving down quickly.</i> <i>Pages 9-10: What do they see in the rock pools?</i> <i>Pages 13-14: When do the children go walking? What things have they found?</i> <i>Pages 15-16: What's in the treasure chest? Why are the children dazzled by the treasure? 'Dazzled' means: you can be dazzled by something if it shines so brightly that you can't see.</i> <i>Pages 23-24: Is there really a shark on the end of the line?</i> 	<p>Mathematics: Money</p> <p>Warm up: Watch Numberblocks - Funfair https://iview.abc.net.au/show/numberblocks/series/0/video/ZW1974A077S00 Will they have enough tokens to go on each ride?</p> <p><u>Learning intention:</u> <i>To identify items that are cheap or expensive</i> <i>To exchange money for goods in a play situation.</i></p> <p>Imagine you had \$10 to spend. Look in a catalogue and choose how you would spend it.</p> <p>Fold a sheet of paper in half and record the headings 'cheap' and 'expensive.' Look through catalogues and cut out things that you think are cheap or expensive and glue them under the correct heading.</p> <p>Extension: Imagine you had \$20 or another higher amount.</p> <p>* If you do not have a paper catalogue the main supermarket chains have their catalogues online.</p>	<p>Music:</p> <p><u>Learning Intention:</u> <i>Students will learn to identify the beat in different pieces of music. Students will understand what is meant by a steady beat.</i></p> <ul style="list-style-type: none"> - What are some noises you can make with your hands? Feet? Mouth? Try to make a beat. - Place your hand over your heart to feel the pulse of your heart beat. - In music there is also a steady beat that stays the same throughout and sets the tempo (pace/time) for the music. - Watch the Music Show Episode #1: The Beat is the Heart of the Music. https://www.youtube.com/watch?v=0kaX2l413p8 - Listen to Mr Clicketty Cane Song https://www.youtube.com/watch?v=r8yOGLD4PLU - demonstrate your knowledge of beat by choosing to use claps and pats on the knees to keep the beat 	<p>Sport:</p> <p>Create a chalk obstacle course. Watch the video below for some ideas. https://www.youtube.com/watch?v=uTKKJT5qkzo</p> <p>If you do not have access to chalk, use items in your home/backyard to create a similar obstacle course. You might like to draw/plan it first before creating it.</p> <p>Send photos of your chalk obstacle course to your teacher on SeeSaw.</p> <p><u>Digital Brain Break</u> <u>Optional Activity:</u> Go Noodle - It's time to slime dance https://www.youtube.com/watch?v=iNz6PgHa9Ug</p>

Morning Session		Middle Session		Afternoon
Friday 10/09	9:30am Daily Zoom	English: Writing	Mathematics: Money	Science: Digital Systems
	English: Reading https://www.speldsa.org.au/SPELD-SA-Phonic-Readers-New-Series . Visit the SPELD SA website and pick a set of decodable readers. Pick a story to read (or as many as you like). Then complete the decodable reading SeeSaw activity or the worksheet at the end of this document.	English: InitialLit Follow along with the Kindy teachers as we start to explore new sounds, this week is /l/. Link to come through SeeSaw. Complete the SeeSaw activity or try to write 5 different words that you can think of that begin with the sound /l/. https://drive.google.com/file/d/1q25OmWP_7pBG3x0KG3B1s0you_F6rPYw/view	Learning Intention: To write one or more sentences correctly, using a capital letter, full stop, finger spaces, sky/grass/ground letters.	Lesson 1 – Here, There and Everywhere
	English: InitialLit Follow along with the Kindy teachers as we start to explore new sounds, this week is /l/. Link to come through SeeSaw. Complete the SeeSaw activity or try to write 5 different words that you can think of that begin with the sound /l/. https://drive.google.com/file/d/1q25OmWP_7pBG3x0KG3B1s0you_F6rPYw/view	Learning Intention: To write one or more sentences correctly, using a capital letter, full stop, finger spaces, sky/grass/ground letters.	Warm up: Watch the Money Song again https://www.youtube.com/watch?v=Djfb0EAROTg	Learning Intention: To identify and explore familiar digital technologies.
	English: InitialLit Follow along with the Kindy teachers as we start to explore new sounds, this week is /l/. Link to come through SeeSaw. Complete the SeeSaw activity or try to write 5 different words that you can think of that begin with the sound /l/. https://drive.google.com/file/d/1q25OmWP_7pBG3x0KG3B1s0you_F6rPYw/view	Learning Intention: To write one or more sentences correctly, using a capital letter, full stop, finger spaces, sky/grass/ground letters.	Revision questions: <ul style="list-style-type: none">- How many Australian coins are there?- How many Australian notes are there?- What do we use money for?- What is one thing that you identify as valuable?- List one object that is cheap/one that is expensive	Learning Intention: To identify and explore familiar digital technologies.
	English: InitialLit Follow along with the Kindy teachers as we start to explore new sounds, this week is /l/. Link to come through SeeSaw. Complete the SeeSaw activity or try to write 5 different words that you can think of that begin with the sound /l/. https://drive.google.com/file/d/1q25OmWP_7pBG3x0KG3B1s0you_F6rPYw/view	Learning Intention: To write one or more sentences correctly, using a capital letter, full stop, finger spaces, sky/grass/ground letters.	Complete the Money activity on Seesaw.	Log in to the Inquisitive website http://inq.co/class/ECZS6 access code: 4150
	English: InitialLit Follow along with the Kindy teachers as we start to explore new sounds, this week is /l/. Link to come through SeeSaw. Complete the SeeSaw activity or try to write 5 different words that you can think of that begin with the sound /l/. https://drive.google.com/file/d/1q25OmWP_7pBG3x0KG3B1s0you_F6rPYw/view	Learning Intention: To write one or more sentences correctly, using a capital letter, full stop, finger spaces, sky/grass/ground letters.	Non-Digital: See 'Money-Value' worksheets attached to the framework.	Question 1 Look at the image of the boy and his robot. Think about the questions: <ul style="list-style-type: none">- What do you think this boy is doing?- Why do you think he is doing this?
	English: InitialLit Follow along with the Kindy teachers as we start to explore new sounds, this week is /l/. Link to come through SeeSaw. Complete the SeeSaw activity or try to write 5 different words that you can think of that begin with the sound /l/. https://drive.google.com/file/d/1q25OmWP_7pBG3x0KG3B1s0you_F6rPYw/view	Learning Intention: To write one or more sentences correctly, using a capital letter, full stop, finger spaces, sky/grass/ground letters.	Complete the Money activity on Seesaw.	Question 2 Watch the video: <i>The Lonely Robot</i> and think about the questions: <ul style="list-style-type: none">- What digital technology did you see?- Which do you use?- What other digital technology do you know?
	English: InitialLit Follow along with the Kindy teachers as we start to explore new sounds, this week is /l/. Link to come through SeeSaw. Complete the SeeSaw activity or try to write 5 different words that you can think of that begin with the sound /l/. https://drive.google.com/file/d/1q25OmWP_7pBG3x0KG3B1s0you_F6rPYw/view	Learning Intention: To write one or more sentences correctly, using a capital letter, full stop, finger spaces, sky/grass/ground letters.	Complete the Money activity on Seesaw.	Non-Digital Option: Have a discussion with someone at home about digital technology. Answer these questions about the technology that you have.
	English: InitialLit Follow along with the Kindy teachers as we start to explore new sounds, this week is /l/. Link to come through SeeSaw. Complete the SeeSaw activity or try to write 5 different words that you can think of that begin with the sound /l/. https://drive.google.com/file/d/1q25OmWP_7pBG3x0KG3B1s0you_F6rPYw/view	Learning Intention: To write one or more sentences correctly, using a capital letter, full stop, finger spaces, sky/grass/ground letters.	Complete the Money activity on Seesaw.	Non-Digital Option: Have a discussion with someone at home about digital technology. Answer these questions about the technology that you have.
	English: InitialLit Follow along with the Kindy teachers as we start to explore new sounds, this week is /l/. Link to come through SeeSaw. Complete the SeeSaw activity or try to write 5 different words that you can think of that begin with the sound /l/. https://drive.google.com/file/d/1q25OmWP_7pBG3x0KG3B1s0you_F6rPYw/view	Learning Intention: To write one or more sentences correctly, using a capital letter, full stop, finger spaces, sky/grass/ground letters.	Complete the Money activity on Seesaw.	Non-Digital Option: Have a discussion with someone at home about digital technology. Answer these questions about the technology that you have.
	English: InitialLit Follow along with the Kindy teachers as we start to explore new sounds, this week is /l/. Link to come through SeeSaw. Complete the SeeSaw activity or try to write 5 different words that you can think of that begin with the sound /l/. https://drive.google.com/file/d/1q25OmWP_7pBG3x0KG3B1s0you_F6rPYw/view	Learning Intention: To write one or more sentences correctly, using a capital letter, full stop, finger spaces, sky/grass/ground letters.	Complete the Money activity on Seesaw.	Non-Digital Option: Have a discussion with someone at home about digital technology. Answer these questions about the technology that you have.
	English: InitialLit Follow along with the Kindy teachers as we start to explore new sounds, this week is /l/. Link to come through SeeSaw. Complete the SeeSaw activity or try to write 5 different words that you can think of that begin with the sound /l/. https://drive.google.com/file/d/1q25OmWP_7pBG3x0KG3B1s0you_F6rPYw/view	Learning Intention: To write one or more sentences correctly, using a capital letter, full stop, finger spaces, sky/grass/ground letters.	Complete the Money activity on Seesaw.	Non-Digital Option: Have a discussion with someone at home about digital technology. Answer these questions about the technology that you have.
	English: InitialLit Follow along with the Kindy teachers as we start to explore new sounds, this week is /l/. Link to come through SeeSaw. Complete the SeeSaw activity or try to write 5 different words that you can think of that begin with the sound /l/. https://drive.google.com/file/d/1q25OmWP_7pBG3x0KG3B1s0you_F6rPYw/view	Learning Intention: To write one or more sentences correctly, using a capital letter, full stop, finger spaces, sky/grass/ground letters.	Complete the Money activity on Seesaw.	Non-Digital Option: Have a discussion with someone at home about digital technology. Answer these questions about the technology that you have.
	English: InitialLit Follow along with the Kindy teachers as we start to explore new sounds, this week is /l/. Link to come through SeeSaw. Complete the SeeSaw activity or try to write 5 different words that you can think of that begin with the sound /l/. https://drive.google.com/file/d/1q25OmWP_7pBG3x0KG3B1s0you_F6rPYw/view	Learning Intention: To write one or more sentences correctly, using a capital letter, full stop, finger spaces, sky/grass/ground letters.	Complete the Money activity on Seesaw.	Non-Digital Option: Have a discussion with someone at home about digital technology. Answer these questions about the technology that you have.
	English: InitialLit Follow along with the Kindy teachers as we start to explore new sounds, this week is /l/. Link to come through SeeSaw. Complete the SeeSaw activity or try to write 5 different words that you can think of that begin with the sound /l/. https://drive.google.com/file/d/1q25OmWP_7pBG3x0KG3B1s0you_F6rPYw/view	Learning Intention: To write one or more sentences correctly, using a capital letter, full stop, finger spaces, sky/grass/ground letters.	Complete the Money activity on Seesaw.	Non-Digital Option: Have a discussion with someone at home about digital technology. Answer these questions about the technology that you have.
	English: InitialLit Follow along with the Kindy teachers as we start to explore new sounds, this week is /l/. Link to come through SeeSaw. Complete the SeeSaw activity or try to write 5 different words that you can think of that begin with the sound /l/. https://drive.google.com/file/d/1q25OmWP_7pBG3x0KG3B1s0you_F6rPYw/view	Learning Intention: To write one or more sentences correctly, using a capital letter, full stop, finger spaces, sky/grass/ground letters.	Complete the Money activity on Seesaw.	Non-Digital Option: Have a discussion with someone at home about digital technology. Answer these questions about the technology that you have.
	English: InitialLit Follow along with the Kindy teachers as we start to explore new sounds, this week is /l/. Link to come through SeeSaw. Complete the SeeSaw activity or try to write 5 different words that you can think of that begin with the sound /l/. https://drive.google.com/file/d/1q25OmWP_7pBG3x0KG3B1s0you_F6rPYw/view	Learning Intention: To write one or more sentences correctly, using a capital letter, full stop, finger spaces, sky/grass/ground letters.	Complete the Money activity on Seesaw.	Non-Digital Option: Have a discussion with someone at home about digital technology. Answer these questions about the technology that you have.
	English: InitialLit Follow along with the Kindy teachers as we start to explore new sounds, this week is /l/. Link to come through SeeSaw. Complete the SeeSaw activity or try to write 5 different words that you can think of that begin with the sound /l/. https://drive.google.com/file/d/1q25OmWP_7pBG3x0KG3B1s0you_F6rPYw/view	Learning Intention: To write one or more sentences correctly, using a capital letter, full stop, finger spaces, sky/grass/ground letters.	Complete the Money activity on Seesaw.	Non-Digital Option: Have a discussion with someone at home about digital technology. Answer these questions about the technology that you have.
	English: InitialLit Follow along with the Kindy teachers as we start to explore new sounds, this week is /l/. Link to come through SeeSaw. Complete the SeeSaw activity or try to write 5 different words that you can think of that begin with the sound /l/. https://drive.google.com/file/d/1q25OmWP_7pBG3x0KG3B1s0you_F6rPYw/view	Learning Intention: To write one or more sentences correctly, using a capital letter, full stop, finger spaces, sky/grass/ground letters.	Complete the Money activity on Seesaw.	Non-Digital Option: Have a discussion with someone at home about digital technology. Answer these questions about the technology that you have.
	English: InitialLit Follow along with the Kindy teachers as we start to explore new sounds, this week is /l/. Link to come through SeeSaw. Complete the SeeSaw activity or try to write 5 different words that you can think of that begin with the sound /l/. https://drive.google.com/file/d/1q25OmWP_7pBG3x0KG3B1s0you_F6rPYw/view	Learning Intention: To write one or more sentences correctly, using a capital letter, full stop, finger spaces, sky/grass/ground letters.	Complete the Money activity on Seesaw.	Non-Digital Option: Have a discussion with someone at home about digital technology. Answer these questions about the technology that you have.
	English: InitialLit Follow along with the Kindy teachers as we start to explore new sounds, this week is /l/. Link to come through SeeSaw. Complete the SeeSaw activity or try to write 5 different words that you can think of that begin with the sound /l/. https://drive.google.com/file/d/1q25OmWP_7pBG3x0KG3B1s0you_F6rPYw/view	Learning Intention: To write one or more sentences correctly, using a capital letter, full stop, finger spaces, sky/grass/ground letters.	Complete the Money activity on Seesaw.	Non-Digital Option: Have a discussion with someone at home about digital technology. Answer these questions about the technology that you have.
	English: InitialLit Follow along with the Kindy teachers as we start to explore new sounds, this week is /l/. Link to come through SeeSaw. Complete the SeeSaw activity or try to write 5 different words that you can think of that begin with the sound /l/. https://drive.google.com/file/d/1q25OmWP_7pBG3x0KG3B1s0you_F6rPYw/view	Learning Intention: To write one or more sentences correctly, using a capital letter, full stop, finger spaces, sky/grass/ground letters.	Complete the Money activity on Seesaw.	Non-Digital Option: Have a discussion with someone at home about digital technology. Answer these questions about the technology that you have.
	English: InitialLit Follow along with the Kindy teachers as we start to explore new sounds, this week is /l/. Link to come through SeeSaw. Complete the SeeSaw activity or try to write 5 different words that you can think of that begin with the sound /l/. https://drive.google.com/file/d/1q25OmWP_7pBG3x0KG3B1s0you_F6rPYw/view	Learning Intention: To write one or more sentences correctly, using a capital letter, full stop, finger spaces, sky/grass/ground letters.	Complete the Money activity on Seesaw.	Non-Digital Option: Have a discussion with someone at home about digital technology. Answer these questions about the technology that you have.
	English: InitialLit Follow along with the Kindy teachers as we start to explore new sounds, this week is /l/. Link to come through SeeSaw. Complete the SeeSaw activity or try to write 5 different words that you can think of that begin with the sound /l/. https://drive.google.com/file/d/1q25OmWP_7pBG3x0KG3B1s0you_F6rPYw/view	Learning Intention: To write one or more sentences correctly, using a capital letter, full stop, finger spaces, sky/grass/ground letters.	Complete the Money activity on Seesaw.	Non-Digital Option: Have a discussion with someone at home about digital technology. Answer these questions about the technology that you have.
	English: InitialLit Follow along with the Kindy teachers as we start to explore new sounds, this week is /l/. Link to come through SeeSaw. Complete the SeeSaw activity or try to write 5 different words that you can think of that begin with the sound /l/. https://drive.google.com/file/d/1q25OmWP_7pBG3x0KG3B1s0you_F6rPYw/view	Learning Intention: To write one or more sentences correctly, using a capital letter, full stop, finger spaces, sky/grass/ground letters.	Complete the Money activity on Seesaw.	Non-Digital Option: Have a discussion with someone at home about digital technology. Answer these questions about the technology that you have.
	English: InitialLit Follow along with the Kindy teachers as we start to explore new sounds, this week is /l/. Link to come through SeeSaw. Complete the SeeSaw activity or try to write 5 different words that you can think of that begin with the sound /l/. https://drive.google.com/file/d/1q25OmWP_7pBG3x0KG3B1s0you_F6rPYw/view	Learning Intention: To write one or more sentences correctly, using a capital letter, full stop, finger spaces, sky/grass/ground letters.	Complete the Money activity on Seesaw.	Non-Digital Option: Have a discussion with someone at home about digital technology. Answer these questions about the technology that you have.
	English: InitialLit Follow along with the Kindy teachers as we start to explore new sounds, this week is /l/. Link to come through SeeSaw. Complete the SeeSaw activity or try to write 5 different words that you can think of that begin with the sound /l/. https://drive.google.com/file/d/1q25OmWP_7pBG3x0KG3B1s0you_F6rPYw/view	Learning Intention: To write one or more sentences correctly, using a capital letter, full stop, finger spaces, sky/grass/ground letters.	Complete the Money activity on Seesaw.	Non-Digital Option: Have a discussion with someone at home about digital technology. Answer these questions about the technology that you have.
	English: InitialLit Follow along with the Kindy teachers as we start to explore new sounds, this week is /l/. Link to come through SeeSaw. Complete the SeeSaw activity or try to write 5 different words that you can think of that begin with the sound /l/. https://drive.google.com/file/d/1q25OmWP_7pBG3x0KG3B1s0you_F6rPYw/view	Learning Intention: To write one or more sentences correctly, using a capital letter, full stop, finger spaces, sky/grass/ground letters.	Complete the Money activity on Seesaw.	Non-Digital Option: Have a discussion with someone at home about digital technology. Answer these questions about the technology that you have.
	English: InitialLit Follow along with the Kindy teachers as we start to explore new sounds, this week is /l/. Link to come through SeeSaw. Complete the SeeSaw activity or try to write 5 different words that you can think of that begin with the sound /l/. https://drive.google.com/file/d/1q25OmWP_7pBG3x0KG3B1s0you_F6rPYw/view	Learning Intention: To write one or more sentences correctly, using a capital letter, full stop, finger spaces, sky/grass/ground letters.	Complete the Money activity on Seesaw.	Non-Digital Option: Have a discussion with someone at home about digital technology. Answer these questions about the technology that you have.
	English: InitialLit Follow along with the Kindy teachers as we start to explore new sounds, this week is /l/. Link to come through SeeSaw. Complete the SeeSaw activity or try to write 5 different words that you can think of that begin with the sound /l/. https://drive.google.com/file/d/1q25OmWP_7pBG3x0KG3B1s0you_F6rPYw/view	Learning Intention: To write one or more sentences correctly, using a capital letter, full stop, finger spaces, sky/grass/ground letters.	Complete the Money activity on Seesaw.	Non-Digital Option: Have a discussion with someone at home about digital technology. Answer these questions about the technology that you have.
	English: InitialLit Follow along with the Kindy teachers as we start to explore new sounds, this week is /l/. Link to come through SeeSaw. Complete the SeeSaw activity or try to write 5 different words that you can think of that begin with the sound /l/. https://drive.google.com/file/d/1q25OmWP_7pBG3x0KG3B1s0you_F6rPYw/view	Learning Intention: To write one or more sentences correctly, using a capital letter, full stop, finger spaces, sky/grass/ground letters.	Complete the Money activity on Seesaw.	Non-Digital Option: Have a discussion with someone at home about digital technology. Answer these questions about the technology that you have.
	English: InitialLit Follow along with the Kindy teachers as we start to explore new sounds, this week is /l/. Link to come through SeeSaw. Complete the SeeSaw activity or try to write 5 different words that you can think of that begin with the sound /l/. https://drive.google.com/file/d/1q25OmWP_7pBG3x0KG3B1s0you_F6rPYw/view	Learning Intention: To write one or more sentences correctly, using a capital letter, full stop, finger spaces, sky/grass/ground letters.	Complete the Money activity on Seesaw.	Non-Digital Option: Have a discussion with someone at home about digital technology. Answer these questions about the technology that you have.
	English: InitialLit Follow along with the Kindy teachers as we start to explore new sounds, this week is /l/. Link to come through SeeSaw. Complete the SeeSaw activity or try to write 5 different words that you can think of that begin with the sound /l/. https://drive.google.com/file/d/1q25OmWP_7pBG3x0KG3B1s0you_F6rPYw/view	Learning Intention: To write one or more sentences correctly, using a capital letter, full stop, finger spaces, sky/grass/ground letters.	Complete the Money activity on Seesaw.	Non-Digital Option: Have a discussion with someone at home about digital technology. Answer these questions about the technology that you have.
	English: InitialLit Follow along with the Kindy teachers as we start to explore new sounds, this week is /l/. Link to come through SeeSaw. Complete the SeeSaw activity or try to write 5 different words that you can think of that begin with the sound /l/. https://drive.google.com/file/d/1q25OmWP_7pBG3x0KG3B1s0you_F6rPYw/view	Learning Intention: To write one or more sentences correctly, using a capital letter, full stop, finger spaces, sky/grass/ground letters.	Complete the Money activity on Seesaw.	Non-Digital Option: Have a discussion with someone at home about digital technology. Answer these questions about the technology that you have.
	English: InitialLit Follow along with the Kindy teachers as we start to explore new sounds, this week is /l/. Link to come through SeeSaw. Complete the SeeSaw activity or try to write 5 different words that you can think of that begin with the sound /l/. https://drive.google.com/file/d/1q25OmWP_7pBG3x0KG3B1s0you_F6rPYw/view	Learning Intention: To write one or more sentences correctly, using a capital letter, full stop, finger spaces, sky/grass/ground letters.	Complete the Money activity on Seesaw.	Non-Digital Option: Have a discussion with someone at home about digital technology. Answer these questions about the technology that you have.
	English: InitialLit Follow along with the Kindy teachers as we start to explore new sounds, this week is /l/. Link to come through SeeSaw. Complete the SeeSaw activity or try to write 5 different words that you can think of that begin with the sound /l/. https://drive.google.com/file/d/1q25OmWP_7pBG3x0KG3B1s0you_F6rPYw/view	Learning Intention: To write one or more sentences correctly, using a capital letter, full stop, finger spaces, sky/grass/ground letters.	Complete the Money activity on Seesaw.	Non-Digital Option: Have a discussion with someone at home about digital technology. Answer these questions about the technology that you have.
	English: InitialLit Follow along with the Kindy teachers as we start to explore new sounds, this week is /l/. Link to come through SeeSaw. Complete the SeeSaw activity or try to write 5 different words that you can think of that begin with the sound /l/. https://drive.google.com/file/d/1q25OmWP_7pBG3x0KG3B1s0you_F6rPYw/view	Learning Intention: To write one or more sentences correctly, using a capital letter, full stop, finger spaces, sky/grass/ground letters.	Complete the Money activity on Seesaw.	Non-Digital Option: Have a discussion with someone at home about digital technology. Answer these questions about the technology that you have.
	English: InitialLit Follow along with the Kindy teachers as we start to explore new sounds, this week is /l/. Link to come through SeeSaw. Complete the SeeSaw activity or try to write 5 different words that you can think of that begin with the sound /l/. https://drive.google.com/file/d/1q25OmWP_7pBG3x0KG3B1s0you_F6rPYw/view	Learning Intention: To write one or more sentences correctly, using a capital letter, full stop, finger spaces, sky/grass/ground letters.	Complete the Money activity on Seesaw.	Non-Digital Option: Have a discussion with someone at home about digital technology. Answer these questions about the technology that you have.
	English: InitialLit Follow along with the Kindy teachers as we start to explore new sounds, this week is /l/. Link to come through SeeSaw. Complete the SeeSaw activity or try to write 5 different words that you can think of that begin with the sound /l/. https://drive.google.com/file/d/1q25OmWP_7pBG3x0KG3B1s0you_F6rPYw/view	Learning Intention: To write one or more sentences correctly, using a capital letter, full stop, finger spaces, sky/grass/ground letters.	Complete the Money activity on Seesaw.	Non-Digital Option: Have a discussion with someone at home about digital technology. Answer these questions about the technology that you have.
	English: InitialLit Follow along with the Kindy teachers as we start to explore new sounds, this week is /l/. Link to come through SeeSaw. Complete the SeeSaw activity or try to write 5 different words that you can think of that begin with the sound /l/. https://drive.google.com/file/d/1q25OmWP_7pBG3x0KG3B1s0you_F6rPYw/view	Learning Intention: To write one or more sentences correctly, using a capital letter, full stop, finger spaces, sky/grass/ground letters.	Complete the Money activity on Seesaw.	Non-Digital Option: Have a discussion with someone at home about digital technology. Answer these questions about the technology that you have.
	English: InitialLit Follow along with the Kindy teachers as we start to explore new sounds, this week is /l/. Link to come through SeeSaw. Complete the SeeSaw activity or try to write 5 different words that you can think of that begin with the sound /l/. https://drive.google.com/file/d/1q25OmWP_7pBG3x0KG3B1s0you_F6rPYw/view	Learning Intention: To write one or more sentences correctly, using a capital letter, full stop, finger spaces, sky/grass/ground letters.	Complete the Money activity on Seesaw.	Non-Digital Option: Have a discussion with someone at home about digital technology. Answer these questions about the technology that you have.
	English: InitialLit Follow along with the Kindy teachers as we start to explore new sounds, this week is /l/. Link to come through SeeSaw. Complete the SeeSaw activity or try to write 5 different words that you can think of that begin with the sound /l/. https://drive.google.com/file/d/1q25OmWP_7pBG3x0KG3B1s0you_F6rPYw/view	Learning Intention: To write one or more sentences correctly, using a capital letter, full stop, finger spaces, sky/grass/ground letters.	Complete the Money activity on Seesaw.	Non-Digital Option: Have a discussion with someone at home about digital technology. Answer these questions about the technology that you have.
	English: InitialLit Follow along with the Kindy teachers as we start to explore new sounds, this week is /l/. Link to come through SeeSaw. Complete the SeeSaw activity or try to write 5 different words that you can think of that begin with the sound /l/. https://drive.google.com/file/d/1q25OmWP_7pBG3x0KG3B1s0you_F6rPYw/view	Learning Intention: To write one or more sentences correctly, using a capital letter, full stop, finger spaces, sky/grass/ground letters.	Complete the Money activity on Seesaw.	Non-Digital Option: Have a discussion with someone at home about digital technology. Answer these questions about the technology that you have.
	English: InitialLit Follow along with the Kindy teachers as we start to explore new sounds, this week is /l/. Link to come through SeeSaw. Complete the SeeSaw activity or try to write 5 different words that you can think of that begin with the sound /l/. https://drive.google.com/file/d/1q25OmWP_7pBG3x0KG3B1s0you_F6rPYw/view	Learning Intention: To write one or more sentences correctly, using a capital letter, full stop, finger spaces, sky/grass/ground letters.	Complete the Money activity on Seesaw.	Non-Digital Option: Have a discussion with someone at home about digital technology. Answer these questions about the technology that you have.
	English: InitialLit Follow along with the Kindy teachers as we start to explore new sounds, this week is /l/. Link to come through SeeSaw. Complete the SeeSaw activity or try to write 5 different words that you can think of that begin with the sound /l/. https://drive.google.com/file/d/1q25OmWP_7pBG3x0KG3B1s0you_F6rPYw/view	Learning Intention: To write one or more sentences correctly, using a capital letter, full stop, finger spaces, sky/grass/ground letters.	Complete the Money activity on Seesaw.	Non-Digital Option: Have a discussion with someone at home about digital technology. Answer these questions about the technology that you have.
	English: InitialLit Follow along with the Kindy teachers as we start to explore new sounds, this week is /l/. Link to come through SeeSaw. Complete the SeeSaw activity or try to write 5 different words that you can think of that begin with the sound /l/. https://drive.google.com/file/d/1q25OmWP_7pBG3x0KG3B1s0you_F6rPYw/view	Learning Intention: To write one or more sentences correctly, using a capital letter, full stop, finger spaces, sky/grass/ground letters.	Complete the Money activity on Seesaw.	Non-Digital Option: Have a discussion with someone at home about digital technology. Answer these questions about the technology that you have.
	English: InitialLit Follow along with the Kindy teachers as we start to explore new sounds, this week is /l/. Link to come through SeeSaw. Complete the SeeSaw activity or try to write 5 different words that you can think of that begin with the sound /l/. https://drive.google.com/file/d/1q25OmWP_7pBG3x0KG3B1s0you_F6rPYw/view	Learning Intention: To write one or more sentences correctly, using a capital letter, full stop, finger spaces, sky/grass/ground letters.	Complete the Money activity on Seesaw.	Non-Digital Option: Have a discussion with someone at home about digital technology. Answer these questions about the technology that you have.
	English: InitialLit Follow along with the Kindy teachers as we start to explore new sounds, this week is /l/. Link to come through SeeSaw. Complete the SeeSaw activity or try to write 5 different words that you can think of that begin with the sound /l/. https://drive.google.com/file/d/1q25OmWP_7pBG3x0KG3B1s0you_F6rPYw/view	Learning Intention: To write one or more sentences correctly, using a capital letter, full stop, finger spaces, sky/grass/ground letters.	Complete the Money activity on Seesaw.	Non-Digital Option: Have a discussion with someone at home about digital technology. Answer these questions about the technology that you have.
	English: InitialLit Follow along with the Kindy teachers as we start to explore new sounds, this week is /l/. Link to come through SeeSaw. Complete the SeeSaw activity or try to write 5 different words that you can think of that begin with the sound /l/. https://drive.google.com/file/d/1q25OmWP_7pBG3x0KG3B1s0you_F6rPYw/view	Learning Intention: To write one or more sentences correctly, using a capital letter, full stop, finger spaces, sky/grass/ground letters.	Complete the Money activity on Seesaw.	Non-Digital Option: Have a discussion with someone at home about digital technology. Answer these questions about the technology that you have.
	English: InitialLit Follow along with the Kindy teachers as we start to explore new sounds, this week is /l/. Link to come through SeeSaw. Complete the SeeSaw activity or try to write 5 different words that you can think of that begin with the sound /l/. https://drive.google.com/file/d/1q25OmWP_7pBG3x0KG3B1s0you_F6rPYw/view	Learning Intention: To write one or more sentences correctly, using a capital letter, full stop, finger spaces, sky/grass/ground letters.		

MAGIC 300 WORDS

PEARL	RUBY	SAPPHIRE	JADE	AMBER
black	baby	book	air	Autumn
blue	body	class	cold	ball
brown	brother	draw	earth	beautiful
dark	children	end	field	bike
eight	dad	front	fire	doll
green	eye	hold	flower	fun
hour	face	learn	ground	game
light	family	letter	grow	happy
minute	feet	line	hot	music
month	friend	list	land	party
nine	house	page	moon	race
orange	kids	paper	plant	ride
red	leg	picture	rain	season
second	love	sentence	sea	song
seven	men	sound	sky	Spring
six	mum	spell	space	Summer
ten	parent	start	star	together
week	person	story	sun	toy
white	sister	study	win	watch
yellow	women	word	world	Winter

INITIALIT TRICKY WORDS

my

a

the

is

I

was

that

to

you

they

said

he

are

be

she

me

we

were

Boring Sentence

Monday: Reading




• The cat sat on the mat.

Make it interesting

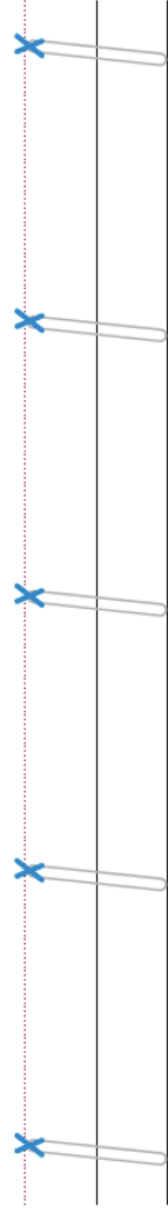
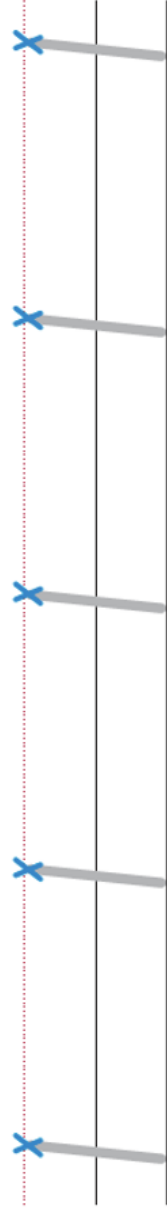
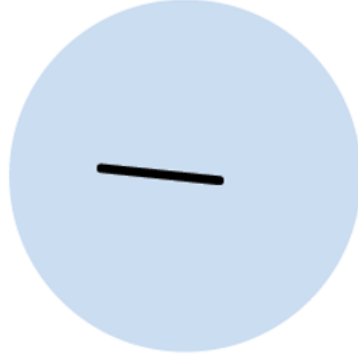
The _____ cat sat on the
_____ mat.

Make it even better!

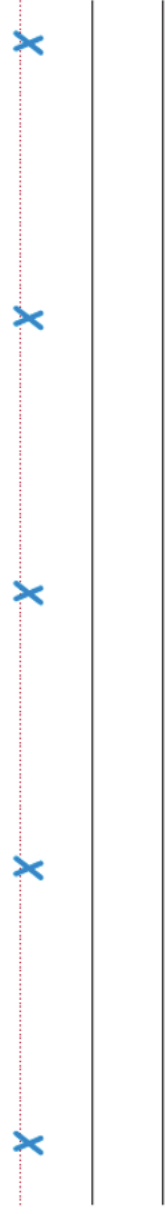
The _____, _____ cat sat
on the _____, _____ mat.



Monday: Hand Writing



Let's practise!



Colour by code.

Monday: Maths - Money |

20c

50c

\$1


\$2

ORANGE

GREEN

PURPLE

PINK



Draw a line to match each coin to its value.

Monday: Money 2



10 cents



20 cents



1 dollar



5 cents



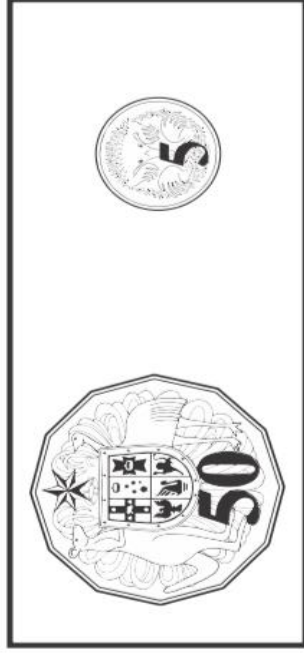

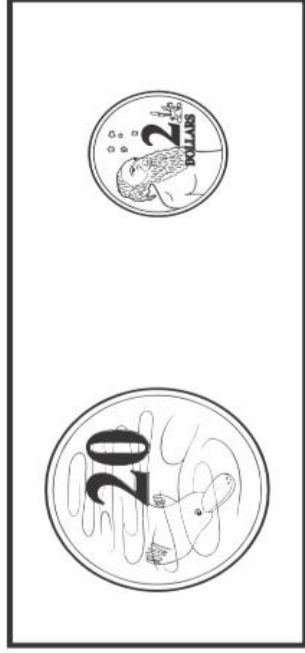

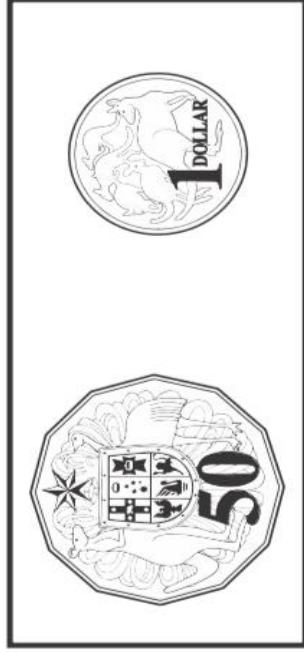

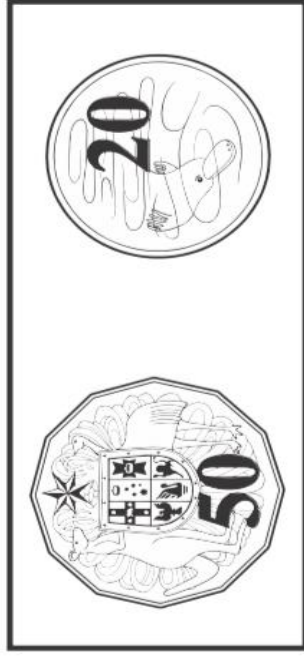

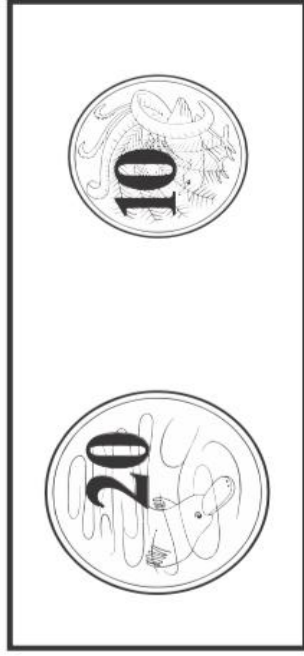
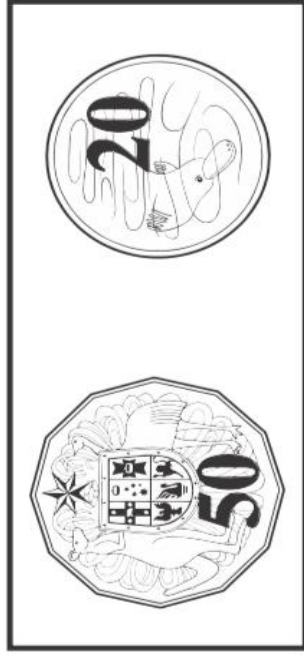

2 dollars

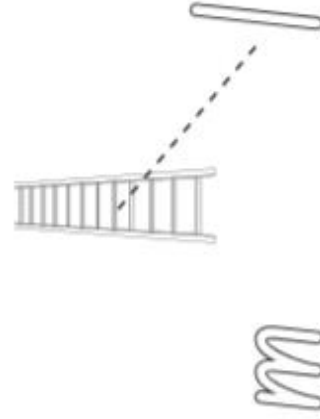



50 cents

Monday: Money 3

In each box, colour the coin that is worth more.

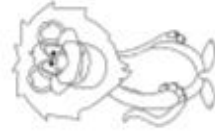




m

n

c



i

g



e

g

Materials: Coloured pencils

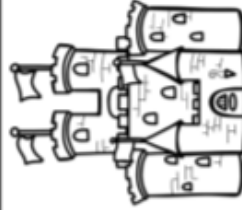
Instructions: Draw a line from the letter 'i' to the /i/ pictures. Colour in the pictures that start with /i/. Draw a line from the picture to its beginning sound. Trace inside the letter. The first one has been done as an example.

Tuesday: CCVC

Read and Match **ccvc**

<i>There is a flag at the top of the castle.</i>	
<i>I can swim in the pool.</i>	
<i>The drum was very loud.</i>	
<i>We saw a frog jump into the pond.</i>	
<i>Can you clap your hands?</i>	

TOPTEACHER...




Stretch

a sentence

Who?	
Doing What?	
Where?	
When?	
Why?	



My favourite place in my neighbourhood...



WELL-BEING WEDNESDAY WK 9-10

Wellbeing Wednesday

Create your own obstacle or fitness course. Complete it with your family.	Play a board game or do a puzzle with your family. You could even create your own game.	Write down 3 things you are grateful for	Kindness...Make a pop up card for someone that you miss and post it to them.	Go for a bike ride to a park
Draw and paint a spring scene	Build a cubby house (inside or outside)	Help out in the garden. Water, weed or plant some seeds.	Read quietly	Make a fruit smoothie using your favourite fruit. Add some milk or yogurt to make it delicious! Or make a fruit kebab for a tasty snack.
Paint pictures outside using water and a paintbrush	Paint a rainbow scene	Choose a recipe you have never made before and bake or cook something new!	Meditate: Sit, relax, focus on breathing	Lego Building Challenge (see attached sheet)
Create an artwork using only natural materials.	Draw and color a symmetrical butterfly	Make some playdough or oobleck. (see recipe attached)	Make a playlist of songs and have a family disco at home! Ensure everyone has the chance to choose their favourite songs.	Sit in the sun for five minutes
Free drawing	Pop Stick Book Characters Make some pop stick characters of your favourite book and put in your garden for others to see.	Draw some pictures and display them so people can see them.	Enjoy a walk or a bike ride with your family.	Enjoy a picnic outside

THE MASTER BUILDER CHALLENGE!

**Follow the instructions for each day.
The only rule is to have FUN and use
your IMAGINATION!**

			Day 1 You are hired by an amusement park to create a new rollercoaster!	Day 1 NASA needs you to build them a new rocket!	Day 3 Your family wants to build a new home and they need you to design it!	Day 4 Hollywood hires you to build a set for the new <i>Star Wars</i> movie!
Day 5 You enter a contest to build the world's tallest tower. Will you win??	Day 6 You are stuck on Mars. You need to build a new spaceship to get home!	Day 7 Toyota hires you to create the toughest truck in the world! Can you do it?	Day 8 You and four friends are stuck on an island. You need to build a boat to find your way home!	Day 9 Captain Hook needs a pirate ship! Can you build him a good one??	Day 10 You and your friends decide to build a treehouse!	Day 11 Prince Charming hires you to build a new castle for him and Cinderella!
Day 12 Dr Who hires you to build a new time machine!	Day 13 You are asked by the city of Sydney to build a new Opera House!	Day 14 Mr Hilton hires you to build a new hotel!	Day 15 There is a circus in town. Build a place for the performance!	Day 16 Help your fellow explorers build a submarine to explore the bottom of the ocean!	Day 17 The big car race is coming! Can you build the fastest car going?	Day 18 Do you wanna build a snowman? Build a ski resort!
Day 19 What is your favourite bridge? Can you build a bridge just like it?	Day 20 Pizza party! It is up to you to make a funky pizza for all the guests!	Day 21 You are hired to build a brand new hospital!	Day 22 You got a pet T-Rex for your birthday! Can you build him an enclosure?	Day 23 You are now in medieval times. You are asked to build a jousting arena!	Day 24 The local bank keeps getting robbed! Can you make a safe building for them?	Day 25 Design and build your dream bedroom!
Day 26 You are elected Ruler of the Land! Design a new flag for your country.	Day 27 Aliens are invading! Build a new war robot to defeat them.	Day 28 The aliens took over but they liked your robot. Can you build a better one for them?	Day 29 The One Colour Challenge! Can you build an entire house out of the same colour bricks?	Day 30 There is a blizzard! Can you build a snowmobile to get home?		What was your favourite day?

How to make playdough

You will need:

- 2 cups plain flour
- 1 cup salt
- 1 tbs oil
- 1/2-1 cup cold water
- 2 drops liquid food colouring

Method:

1. Combine plain flour and salt.
2. Add water, food colouring and oil. Mix until ingredients are combined.
3. Knead well.
4. If consistency is too wet add a little plain flour.



[Wellbeing Wednesday]

How to Make Oobleck Slime

You will need:

- A cup of cornflour
- UPTO one cup of water
- food colouring (optional)

Method:

- 1) Place your cornflour and some food colouring into a bowl.
- 2) Gradually add your water and start mixing.. until you have a slime/ solid consistency.
- 3) If need be add a little water.. or cornflour depending on which you need!



Read each word then find the matching picture.

cold



sink



clam



bank



crab



drum



pond



twig




flag



twin



CCVC + CVCC DETECTIVES Read and Find







Thursdays: Tricky Words

Colour each tricky word in the top row in a different colour.
Use your chosen colours to match the words below.
For example, colour 'we' in red, colour 'he' in orange.

we	he	me	were	she	be
----	----	----	------	-----	----

	he		me		we
we		were		be	
	she		he		were
be		she		we	
	me		were		be
were		he		me	

Read  and draw 	Read  and draw 
She was kind.	We were sad.


Friday: Reading


Decodable Sentence Jumble





Which one ?


Read the sentences and tick the sentence that matches the picture.


	The hat is in the pan.	
	The ham is in the pan.	

	The hen is on the bed.	
	The hen is in the pen.	

	The rat is in the van.	
	The bat is in the van.	

	The pen is in the pin.	
	The pen is in the bin.	

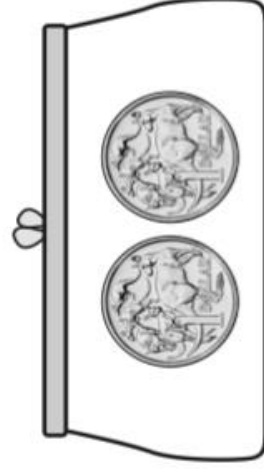
	The cat sat on the map.	
	The cat sat on the mat.	

	The fox is on the box.	
	The fox is on the log.	



1 Add the dollars.

Friday: Money



\$2

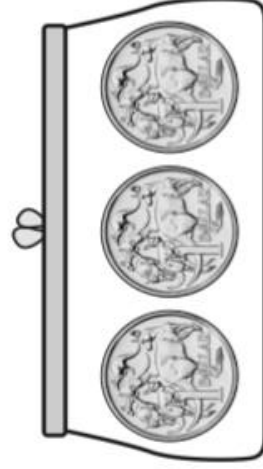
and

\$1

is

\$3

altogether.



\$

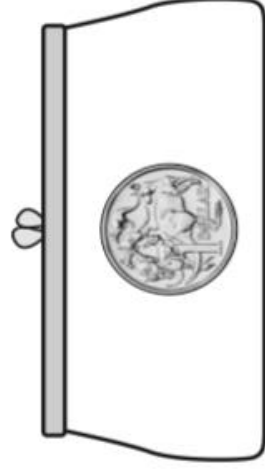
and

\$

is

\$

altogether.



\$

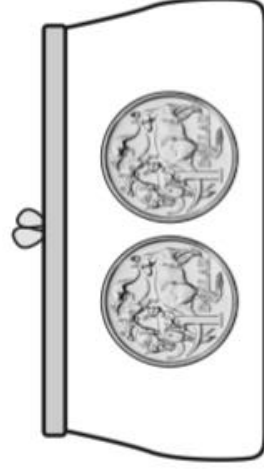
and

\$

is

\$

altogether.



\$

and

\$

is

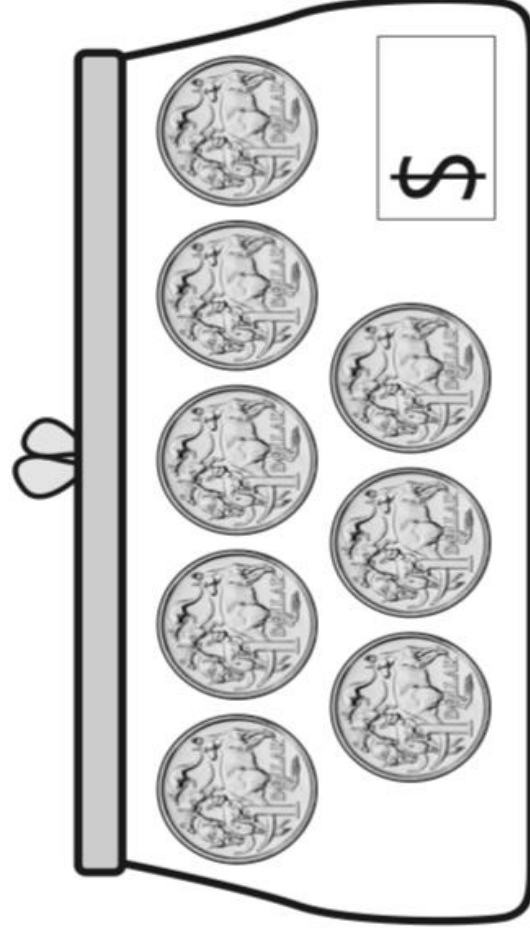
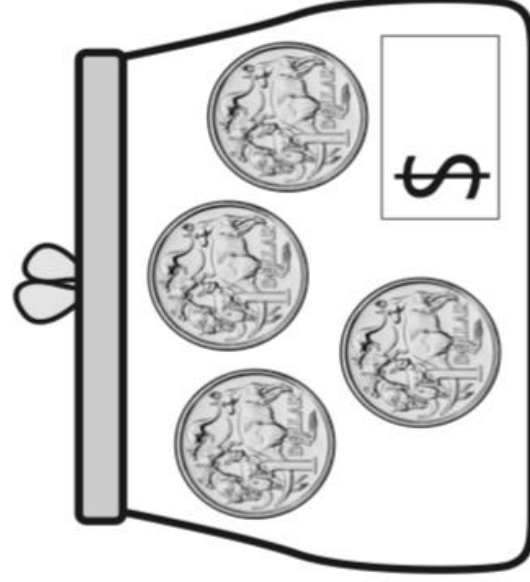
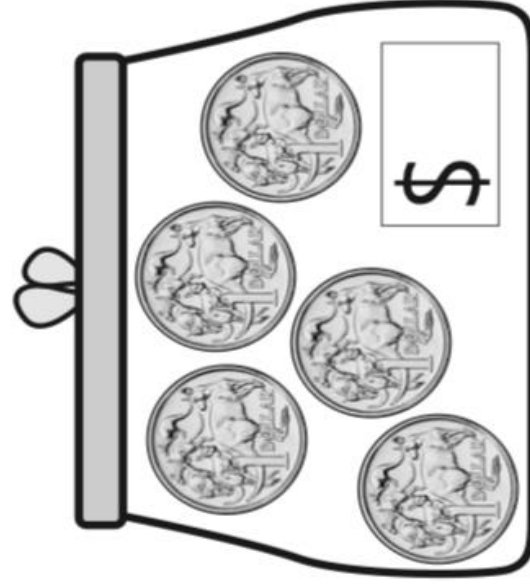
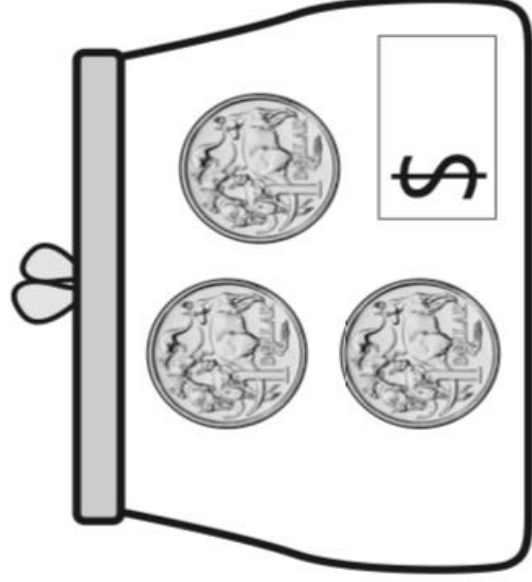
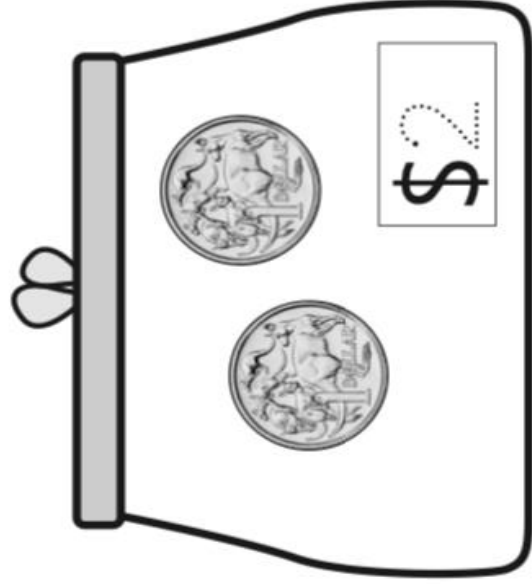
\$

altogether.






















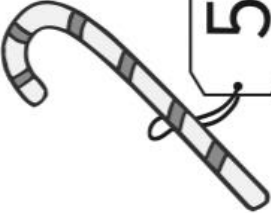






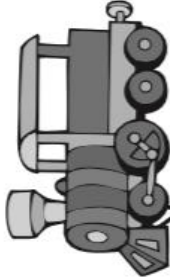













1 

How much money is in each purse?

Friday: Money



Friday: Money

 <div data-bbox="336 1201 436 1396">\$10c</div>	     
 <div data-bbox="672 1201 772 1396">\$20c</div>	     
 <div data-bbox="1003 1201 1104 1396">\$2</div>	     
 <div data-bbox="1339 1201 1440 1396">5c</div>	     
 <div data-bbox="1668 1201 1769 1396">\$1</div>	     
 <div data-bbox="2004 1201 2105 1396">50c</div>	     

1 What do you think this boy is doing? Why do you think he is doing this?



Foundation Digital Technologies

inquisitive 2


6 Look at the pictures. Tick the ones that are digital technology.


☐

☐

☐

☐

☐

☐

☐

☐

Foundation Digital Technologies

© Inquisitive Pty Ltd

